



# MedELert Locking Automatic Pill Dispenser


- 1 Put the Pill Dispenser on a table, open the clear top cover; Hold the top cover with one hand and push downwards on hinge connector area of the top cover with thumb of the other hand:




- 2 The clear top cover is now removed:



- 3 Align the hinge connections of the solid top cover and bottom cover and push from backwards to insert:



- 4 Now the solid top cover is installed:



Then close the solid top cover on Pill Dispenser.