

DURABLE MEDICAL EQUIPMENT





Easy Ordering of Quality Products

Rely on our excellent customer service to get the products you need, when you need them.

Dedicated Sales Representatives

Your Medline sales representative is eager to assist you. From product selection to smart inventory suggestions and financing solutions, you can count on them to help you achieve your purchasing goals.

Durable Equipment

High-quality engineering, long-lasting performance, and a comprehensive and unique product offering make Medline your best choice for products that enhance the user's lifestyle and quality of care.

Reliable Delivery

Our strategically located distribution centers ensure you get the products you need right when you need them.

Contact Us Today!

We look forward to assisting you. For questions on orders, Medline products, or to open a Medline account, please contact your sales representative or:

Call: 1-800-MEDLINE (1-800-633-5463)
7:00 AM - 7:00 PM CST.
Email: service@medline.com
Fax: 1-800-351-1512



Medline Quality Assurance — We are committed to delivering outstanding customer value by providing quality healthcare products and

Programs

Factory Direct, Drop Ship, Final
Items, Marketing Solutions, Sh

Mobility

Sizing Guide, Rollators, Walker
Canes, Crutches, Knee Walker

Bath Safety

Bath Benches, Bath Accessori
Elevated Toilet Seats, Grab Bar

Wheelchairs

Narrow, Basic, Lightweight, Ex
Bariatric, Pediatric, Recliner, M
Transport, Cushions, Accessor

Home Care Beds

MedLite, Basic, Simplicity™, B
Accessories, Mattresses, Side
Overbed Tables

Patient Handling

Bath Lift, Stand Assists, Floor
SoloVests, Gait Pacers, Patient
Transfer Boards, Transfer Sheet

Capital Equipment

PVC Shower Chairs and Gurne
Stands and Linen Carts, Metal

Patient Safety Alarms

Pressure-Sensing, Pull Cord, V
Recordable, Specialty

Therapy

Resistive Exercise, Pain Relief,
Weights, Exercisers, Balls, Rac
Instant Hot and Cold Packs, Pe
Infant Warmers, Ice Bags, Chill
and Packs, Orthopedic Soft G

Facto

Cash S

Marketing

Showroom Merc

Programs

Increase Profitability with Medline's Exclusive, Value-Added Programs

Whether you are purchasing for a hospital, nursing home or HME business, Medline understands the issues your industry is facing and can provide solutions. We offer many value-added programs that are designed with your needs in mind.

Increase your knowledge on patient lifting, explore financing options, or get planogram assistance. The following pages highlight the many programs we offer that will save you time and money while increasing peace-of-mind.

For more information on any of the programs we offer, please contact your Medline sales representative.

Factory Direct

Buy straight from our factory for savings up to 20%!

FREE Freight on all direct shipments

Product Delivered right to your door

Custom Labeling and Embroidery available on any order

90 Days to Pay after arrival of goods



Drop Ship

Build your customer base, and simplify your operation our distribution centers to front door.

Products! Medline stocks thousands of products, now you can too.

\$9.95/Shipment! No minimum order. One shipment per shipping address on over 10,000 medical products means significant savings.

Fast Delivery. With 30 distribution centers across the USA, 95% of Medline's customers receive their deliveries in less than two days.

Expand Your Market. Drop shipping allows you to sell statewide or nationwide.

Cut Delivery Costs. Trucks, drivers, fuel, and other expenses look for all these expenses to decrease.

Slash Inventories. With Medline's drop shipping, you don't have to keep all the items you sell in stock in our warehouse until you sell one.

Financing

Improve your cash flow with



Show The Best with Medline's Top 10

Stock your store with Top Selling Cash Sale items. These proven winners with customers will make a direct impact on your bottom line.



EXCEL TRANSLATOR®

Converts easily from Rollator to Transport Chair! See page 83.



EMPOWER ROLLATOR

Versatility meets personality with the Empower. See page 29.



SIMPLICITY®

Sleek european all the amenities. See page 29.



FREEDOM 2 TRANSPORT CHAIR

The lightest transport chair on the market. See page 85.



STEALTH ROLLATOR

Designed for the rugged and active man. See page 29.



G2 AND G2B

Comfortable n with below the See page 49.




AIDS FOR DA

These produc everyday activ quickly as an



Programs

Marketing Solutions



Grow your business with a professional catalog designed to present to your referral sources and

Your Logo on the cover and inside

Customized message to your customers promoting your products and services.

A **Staff Photo** showcasing your friendly and helpful employees

Your Map and Address. We have the ability to add three separate locations to the catalog. Please make sure to include your address, phone number, fax and web address!

Talk to your Medline sales representative to see if you qualify for brochures. Go to <http://store.parkprinting.com/medline> and on your company's personalized marketing campaign. Purchases worth of DME to qualify for 100 FREE catalogs.

Medline's Cross-Sell and Up-Sell Guides are designed to be used by your delivery drivers as well as customer service staff.

Featuring the most common Medicare reimbursable products as well as applicable cash sale items that encourage bundled sales.

Leave these behind with patients to order directly from your website!

Customized Sell Sheets:

- Homecare Beds
- Wheelchairs
- Walkers

Just type in your name, address, phone number, website, pricing, and even your company logo!

Contact your rep on how to get started today!



**Help to m
of falls w
Managen**



Showroom Merchandising

Generate cash sales, create a pleasant shopping experience for customers, and deliver bottom-line profits to your business.

Space Planning

Your Medline sales representative has the retail merchandising experience you need and can show you how to present products, exude a feeling of wellness, and maximize valuable shelf space. From purposefully designed planograms to eye-popping retail packaging and signage, your Medline sales rep will work with you to create a pleasant and educational shopping experience for your customers. As they are drawn to your well-organized and visually appealing displays, they'll be evaluating higher-end products that are more profitable for you.

Our planograms and insight will help your store:

Retail Packaging


Medline's packaging is designed to highlight the product's features and benefits. It provides the in-the-know on the products we offer.

Your customers can confidently choose the right product with:

- Brightly colored packaging and signage
- Guides to complementary products for mobility and wellness



Programs



Merchandising Kits

Set the tone of your store with lively and colorful displays. Use one kit for every 4 feet of Guardian products.

Merchandising kit includes:
 One 4-ft (1.22 meter) valance
 Two aisle pop-out signs
 Two posters
 A complete set of reorder cards
 A sample set of slat wall hooks

To Qualify:

For every 4' of Guardian planogram you purchase from Medline, you will receive a FREE Guardian retail merchandising kit. See Guardian Planograms on pages 9-13

MDSKITG – Guardian Retail Merchandising Kit

Banner Displays

Capture attention with 72" x 36" ft mesh banners with height-adjustable frames.


- Colorful and engaging photographs
- Enriches customer experience with product information

To Qualify:

For every \$2,500 worth of DME products sold, you receive one FREE banner display. DME includes: wheelchairs, walkers, crutches, canes, orthopedic soft goods, beds and lifts.

MDSWALKBAN – Walking Aids
 MDSBATHBAN – Bath Safety
 MDSWHEELBAN – Wheelchairs

Category Signs



Make it easy for your customers to see all of the great products we offer – and where they are in your store – with professional signage that hangs from the ceiling or clips to the top of your display. **Receive one FREE Category Sign Kit with every \$3,000 of DME products sold.** DME products include wheelchairs, walkers, rollators, bath safety, crutches, canes, orthopedic soft goods, beds and lifts.

Retail Displays

The right product mix, right away. Top sellers and profit generators are organized by product family for quick customer service and education. Ask your Medline sales representative for electronic versions of the planograms on the following pages.

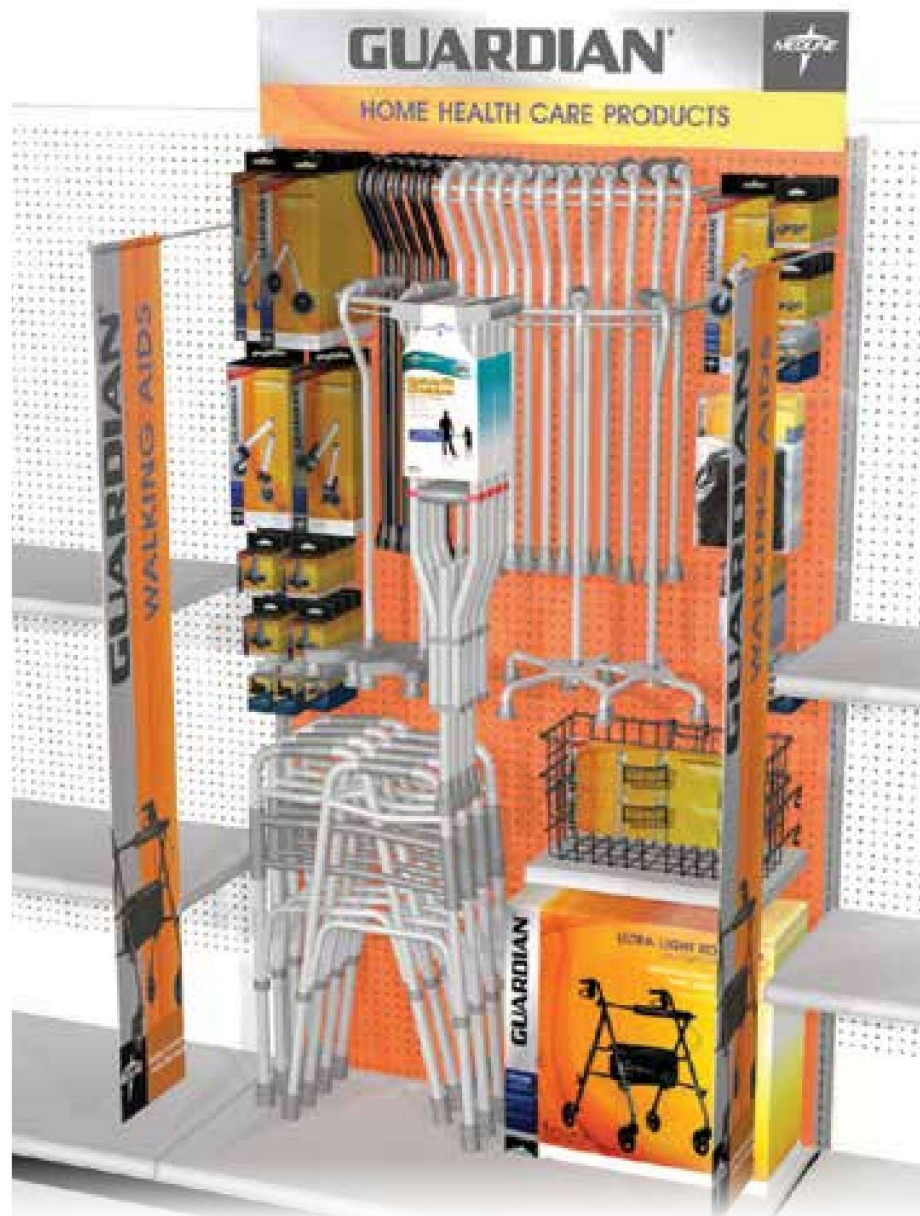
- Carefully selected product mix based on proven sales statistics—to grow revenue
- Heavily analyzed product location and groupings—to entice and educate buyers
- Great for a new showroom or a remodel of an existing space
- Promote the same brand that has been trusted by physical therapists and clinicians for over 60 years

MDSMOBSPINNER – Guardian HHC Mobility Aids

Item Number	Description	Pkg
Pegboard		
MDS86420	Offset Handle Cane, Black	2 ea/cs
MDS86420CHRW	Offset Handle Cane, Chrome	2 ea/cs
MDS86420BRZW	Offset Handle Cane, Bronze	2 ea/cs
MDS86222W	Small Base Quad Cane, Black	1 ea/ea
MDS86222BRZ	Small Base Quad Cane, Bronze	1 ea/ea
MDS80540	Medline Quick-Fit Crutch	1 ea/ea
G07904	Guardian Walker Glide Caps	1 ea/ea
MDS86410PAD	Paddle Walker Without Wheels	1 ea/ea
MDS86420PR	Offset Handle Cane, Purple	1 ea/ea
MDS86420BC	Offset Handle Cane, Breast Cancer Awareness, Pink	1 ea/ea
G07722G	5" Walker Wheel	1 ea/ea
G07731G	3" Walker Wheel	1 ea/ea
G07732G	Glide Brakes	1 ea/ea
G07825-8	3" Swivel Walker Wheel	1 ea/ea
G07741	Walker Pouch	1 ea/ea
G07715	Walker Basket	1 ea/ea



Programs



4 Foot – Guardian HHC Mobility Aids

Item Number	Description	Measurements: H x W x D Inches (cm)
Pegboard		
1 G07832-8	Wheel Brakes	14.55 x 5.30 x 3.30 (36.96 x 13.46 x 8.38)
2 G07731G	3" (7.6 cm) Walker Wheel	14.50 x 3.25 x 2.40 (36.83 x 8.26 x 6.10)
3 G07722G	5" (12.7 cm) Walker Wheel	14.50 x 5.05 x 3.25 (36.83 x 12.83 x 8.26)
4 G07825-8	3" (7.6 cm) Swivel Walker Wheel	14.35 x 5.25 x 3.25 (36.45 x 13.34 x 8.26)
5 G07811	5" (12.7 cm) Swivel Walker Wheel	14.50 x 5.20 x 3.20 (36.83 x 13.21 x 8.13)
6 G05340S	Large Base Quad Cane	29.00 x 12.05 x 8.75 (73.66 x 30.61 x 22.23)
7 G05845S	Small Base Quad Cane	29.10 x 8.25 x 6.05 (73.91 x 20.96 x 15.37)
8 G05555	Offset Handle Cane, Suregrip	31.50 x 7.20 x 2.50 (80.01 x 18.29 x 6.35)
8 G05355	Offset Handle Cane, Chrome	31.15 x 6.60 x 1.50 (79.12 x 16.76 x 3.81)
8 G05356	Offset Handle Cane, Black	31.10 x 6.60 x 1.50 (78.99 x 16.76 x 3.81)
9 MDS80540	Medline Quick-Fit Crutch	38.50 x 7.75 x 3.20 (97.79 x 19.69 x 8.13)
10 G01212	1-1/8" (2.86 cm) Utility Tip	4.65 x 3.25 x 1.80 (11.81 x 8.26 x 4.57)
11 G01202	1" (2.54 cm) Utility Tip	4.65 x 3.25 x 1.80 (11.81 x 8.26 x 4.57)



8 Foot – Guardian HHC Mobility Aids

Item Number	Description	Measurements: H x W x D Inches (cm)
Pegboard		
1	G07832-8 Wheel Brakes	14.55 x 5.30 x 3.30 (36.96 x 13.46 x 8.38)
2	G07731G 3" (7.6 cm) Walker Wheel	14.50 x 3.25 x 2.40 ((36.83 x 8.26 x 6.10)
3	G07722G 5" (12.7 cm) Walker Wheel	14.50 x 5.05 x 3.25 (36.83 x 12.83 x 8.26)
4	G07825-8 3" (7.6 cm) Swivel Walker Wheel	14.35 x 5.25 x 3.25 (36.45 x 13.34 x 8.26)
5	G07811 5" (12.7 cm) Swivel Walker Wheel	14.50 x 5.20 x 3.20 (36.83 x 13.21 x 8.13)
6	G07732G Glide Brakes	14.40 x 3.30 x 2.45 (36.58 x 8.38 x 6.20)
7	G01212 1-1/8" (2.86 cm) Utility Tip	4.65 x 3.25 x 1.80 (11.81 x 8.26 x 4.57)
8	G01182 3/4" (1.9 cm) Utility Tip	4.65 x 3.20 x 1.80 (11.81 x 8.13 x 4.57)
9	MDS86031RCE Medline Reacher 31" (78.7 cm)	31.20 x 4.60 x 1.10 (79.25 x 11.68 x 2.79)
10	G05340S Large Base Quad Cane	29.00 x 12.05 x 8.75 (73.66 x 30.61 x 22.23)
11	G05845S Small Base Quad Cane	29.10 x 8.25 x 6.05 (73.91 x 20.96 x 15.37)
12	G05355 Offset Handle Cane,Chrome	31.15 x 6.60 x 1.50 (79.12 x 16.76 x 3.81)
13	G05356 Offset Handle Cane, Black	31.10 x 6.60 x 1.50 (78.99 x 16.76 x 3.81)
14	G05555 Offset Handle Cane,Suregrip	31.50 x 7.20 x 2.50 (80.01 x 18.29 x 6.35)
15	MDS80540 Medline Quick-Fit Crutch	38.50 x 7.75 x 3.20 (97.79 x 19.69 x 8.13)
16	G01202 1" (2.54 cm) Utility Tip	4.65 x 3.25 x 1.80 (11.81 x 8.26 x 4.57)

Programs



8 Foot – Guardian HHC Bath Safety

Item Number	Description	Measurements: H x W x D Inches (cm)
Pegboard		
1 G87520	12" (30.5 cm) White Grab Bar	17.25 x 3.25 x 3.45 (43.82 x 8.26 x 8.76)
2 G87530	16" (40.6 cm) White Grab Bar	21.25 x 3.25 x 3.45 (53.98 x 8.26 x 8.76)
3 G87540	18" (45.7 cm) White Grab Bar	22.75 x 3.30 x 3.50 (57.79 x 8.38 x 8.89)
4 G87550	24" (61 cm) White Grab Bar	28.65 x 3.20 x 3.30 (72.77 x 8.13 x 8.38)
5 G87560	32" (81.3 cm) White Grab Bar	36.75 x 3.10 x 3.20 (93.35 x 7.87 x 8.13)
6 MDS86012CHRG	12" (30.5 cm) Knurled Chrome Grab Bar	17.25 x 3.25 x 3.45 (43.82 x 8.26 x 8.76)
7 MDS86016CHRG	16" (40.6 cm) Knurled Chrome Grab Bar	21.25 x 3.25 x 3.45 (53.98 x 8.26 x 8.76)
8 MDS86018CHRG	18" (45.7 cm) Knurled Chrome Grab Bar	22.75 x 3.30 x 3.50 (57.79 x 8.38 x 8.89)
9 MDS86024CHRG	24" (61 cm) Knurled Chrome Grab Bar	28.75 x 3.30 x 3.50 (73.03 x 8.38 x 8.89)
10 MDS86032CHRG	32" (81.3 cm) Knurled Chrome Grab Bar	36.75 x 3.25 x 3.50 (93.35 x 8.26 x 8.89)
11 G98035	Hand Held Shower	9.55 x 9.05 x 4.20 (24.26 x 22.99 x 10.67)

Shelf 01

1 MDS89740RW	Bath Bench W/O Back	23.90 x 13.55 x 4.45 (60.71 x 34.42 x 11.30)
2 MDS89745R	Bath Bench W/Back	23.80 x 13.50 x 5.25 (60.45 x 34.29 x 13.30)
3 G30403	Shower Chair W/O Back	23.75 x 13.75 x 4.00 (60.33 x 34.93 x 10.16)
4 G30402	Shower Chair W/Back	23.75 x 14.00 x 5.75 (60.33 x 35.56 x 14.62)



4 Foot – Guardian HHC Bath Safety


Item Number	Description	Measurements: H x W x D Inches (cm)
Pegboard		
1 G87520	12" (30.5 cm) White Grab Bar	17.25 x 3.25 x 3.45 (43.82 x 8.26 x 8.76)
2 MDS86012CHRG	12" (30.5 cm) Knurled Chrome Grab Bar	17.25 x 3.25 x 3.45 (43.82 x 8.26 x 8.76)
3 G87530	16" (40.6 cm) White Grab Bar	21.25 x 3.25 x 3.45 (53.98 x 8.26 x 8.76)
4 G87540	18" (45.7 cm) White Grab Bar	22.75 x 3.30 x 3.50 (57.79 x 8.38 x 8.89)

Shelf 01

CURAD®

WE HELP HEAL

Supports & Braces



Creating an attractive display can accomplish much from attracting customers, promoting a slow-moving item, or maximizing your space. Let us help you display your orthopedic soft goods in a way to maximize the amount of merchandise on the shelf and the amount of sales.

4 Foot – CURAD® Orthopedic Soft Goods

Item Number	Description	Measurements: L x W x H Inches (cm)	P
Knee & Ankle			
ORT23100*D	Elastic Pull-Over Knee Support, Series	3.5 x 2.25 x 8 (8.9 x 5.7 x 20.3)	
ORT23200*D	Neoprene Knee Support W/Open Patella, Series	4.5 x 2.5 x 9 (11.4 x 6.4 x 22.9)	
ORT23210*D	Neoprene Knee Support W/Closed Patella, Series	4.5 x 2.5 x 9 (11.4 x 6.4 x 22.9)	
ORT23220*D	Neoprene Hinged Knee Support, Series	5.5 x 3 x 15 (14 x 7.6 x 38.1)	
ORT23250R*D	Neoprene Knee Support With J-Buttress, Right, Series	5 x 3 x 15 (12.7 x 7.6 x 38.1)	
ORT23250L*D	Neoprene Knee Support With J-Buttress, Left, Series	6 x 3 x 15 (15.2 x 7.6 x 38.1)	
ORT23260D	Universal Wrap-Around Neoprene Knee Support	5.5 x 2.5 x 11.5 (14 x 6.4 x 29.2)	
ORT25000D	Universal Patella Strap	3.25 x 2.25 x 7.75 (8.3 x 5.7 x 19.7)	
ORT26100*D	Elastic Ankle Support, Open Heel, Series	4.5 x 2.25 x 7.25 (11.4 x 5.7 x 18.4)	
ORT26120*D	Elastic Figure 8 Ankle Wrap, Series	3.25 x 2.25 x 7.75 (8.3 x 5.7 x 19.7)	
ORT26200*D	Neoprene Ankle Support, Open Heel, Series	4.5 x 2.25 x 7.25 (11.4 x 5.7 x 18.4)	
ORT27600*D	Lace-Up Figure 8 Ankle Brace, Series	5.5 x 2.5 x 11.5 (14 x 6.4 x 29.2)	
ORT27200D	Ankle Support, Air/Foam Stirrup, Universal	4.5 x 2.5 x 12.5 (11.4 x 6.4 x 31.8)	
Elbow & Arm			
ORT17110D	Tennis Elbow Support, Deluxe, Universal	4.5 x 2.25 x 7.25 (11.4 x 5.7 x 18.4)	
ORT17400*D	Elastic Elbow Support, Series	4.5 x 2.25 x 7.25 (11.4 x 5.7 x 18.4)	
ORT11010D	Arm Sling, Universal	4.25 x 2.5 x 8 (10.8 x 6.4 x 20.3)	
ORT11400*D	Arm Sling, Pediatric Print, Series	3.25 x 2.25 x 7.75 (8.3 x 5.7 x 19.7)	
Wrist & Thumb			
ORT19600*D	Pull-Over Elastic Wrist Support, Series	3.25 x 2.25 x 7.75 (8.3 x 5.7 x 19.7)	
ORT19700D	Universal Neoprene Wrap-Around Wrist Support	3.25 x 2.25 x 7.75 (8.3 x 5.7 x 19.7)	
ORT18210R*D	Wrist & Forearm Splint, Abducted Thumb, Right, Series	4.5 x 2.5 x 12.5 (11.4 x 6.4 x 31.8)	
ORT18210L*D	Wrist & Forearm Splint, Abducted Thumb, Left, Series	4.5 x 2.5 x 12.5 (11.4 x 6.4 x 31.8)	
ORT19000RD	Wrist Splint, 6" (15.2 cm) Right, Universal	4.5 x 2.25 x 10.25 (11.4 x 5.7 x 26)	
ORT19000LD	Wrist Splint, 6" (15.2 cm) Left, Universal	4.5 x 2.25 x 10.25 (11.4 x 5.7 x 26)	
ORT19100R*D	Wrist Splint, 7" (17.8 cm) Right, Series	4.5 x 2.25 x 10.25 (11.4 x 5.7 x 26)	
ORT19100L*D	Wrist Splint, 7" (17.8 cm) Left, Series	4.5 x 2.25 x 10.25 (11.4 x 5.7 x 26)	

Programs



Supports & Braces



8 x 6 Foot –
CURAD® Orthopedic
Soft Goods

Item Number	Description	Measurements: L x W x H Inches (cm)
Knee & Ankle		
ORT23100*D	Elastic Pull-Over Knee Support, Series	3.5 x 2.25 x 8 (8.9 x 5.7 x 20.3)
ORT23110*D	Pull-Over Knee Support W/Cartilage Pads, Series	4.5 x 2.5 x 12.5 (11.4 x 6.4 x 31.8)
ORT23200*D	Neoprene Knee Support W/Open Patella, Series	4.5 x 2.5 x 9 (11.4 x 6.4 x 22.9)
ORT23210*D	Neoprene Knee Support W/Closed Patella, Series	4.5 x 2.5 x 9 (11.4 x 6.4 x 22.9)
ORT23220*D	Neoprene Hinged Knee Support, Series	5.5 x 3 x 15 (14 x 7.6 x 38.1)
ORT23250R*D	Neoprene Knee Support With J-Buttress, Right, Series	5 x 3 x 15 (12.7 x 7.6 x 38.1)
ORT23250L*D	Neoprene Knee Support With J-Buttress, Left, Series	5 x 3 x 15 (12.7 x 7.6 x 38.1)
ORT23260D	Universal Wrap-Around Neoprene Knee Support	5.5 x 2.5 x 11.5 (14 x 6.4 x 29.2)
ORT25000D	Universal Patella Strap	3.25 x 2.25 x 7.75 (8.3 x 5.7 x 19.7)
ORT26100*D	Elastic Ankle Support, Open Heel, Series	4.5 x 2.25 x 7.25 (11.4 x 5.7 x 18.4)
ORT26120*D	Elastic Figure 8 Ankle Wrap, Series	3.25 x 2.25 x 7.75 (8.3 x 5.7 x 19.7)
ORT26200*D	Neoprene Ankle Support, Open Heel, Series	4.5 x 2.25 x 7.25 (11.4 x 5.7 x 18.4)
ORT27500*D	Ankle Splint Lace-Up Vinyl, Series	5.5 x 2.5 x 11.5 (14 x 6.4 x 29.2)

Medline will design customized wall displays tailored to fit your available space. Our displays can provide many benefits, such as:

- Streamlining space planning in order to help you increase space productivity
- Allowing you to visualize product placement
- Maximizing selling potential to every square foot of space
- Tightening inventory control and ensuring sufficient inventory levels
- Better positioning of related products

* Please contact your Medline sales representative to see if you qualify for a FREE CURAD® header.

Item Number	Description	Measurements: L x W x H Inches (cm)
Wrist & Thumb		
ORT19500*D	Wrist Band, Series	3.25 x 2.25 x 7.75 (8.3 x 5.7 x 19.7)
ORT19600*D	Pull-Over Elastic Wrist Support, Series	3.25 x 2.25 x 7.75 (8.3 x 5.7 x 19.7)
ORT19700D	Universal Neoprene Wrap-Around Wrist Support	3.25 x 2.25 x 7.75 (8.3 x 5.7 x 19.7)
ORT19000RD	Wrist Splint, 6" (15.2 cm) Right, Universal	4.5 x 2.25 x 10.25 (11.4 x 5.7 x 26)
ORT19000LD	Wrist Splint, 6" (15.2 cm) Left, Universal	4.5 x 2.25 x 10.25 (11.4 x 5.7 x 26)
ORT19100R*D	Wrist Splint, 7" (17.8 cm) Right, Series	4.5 x 2.25 x 10.25 (11.4 x 5.7 x 26)
ORT19100L*D	Wrist Splint, 7" (17.8 cm) Left, Series	4.5 x 2.25 x 10.25 (11.4 x 5.7 x 26)
ORT19400R*D	Wrist Splint, 8" (20.3 cm) Right, Series	4.5 x 2.25 x 10.25 (11.4 x 5.7 x 26)
ORT19400L*D	Wrist Splint, 8" (20.3 cm) Left, Series	4.5 x 2.25 x 10.25 (11.4 x 5.7 x 26)
ORT19800R*D	Suede Lace-Up Wrist Splint, Right, Series	4.5 x 2.25 x 10.25 (11.4 x 5.7 x 26)
ORT19800L*D	Suede Lace-Up Wrist Splint, Left, Series	4.5 x 2.25 x 10.25 (11.4 x 5.7 x 26)
ORT18210R*D	Wrist & Forearm Splint, Abducted Thumb, Right, Series	4.5 x 2.5 x 12.5 (11.4 x 6.4 x 31.8)
ORT18210L*D	Wrist & Forearm Splint, Abducted Thumb, Left, Series	4.5 x 2.5 x 12.5 (11.4 x 6.4 x 31.8)

Programs

2' x 6' – CURAD® Orthopedic Soft Goods



Item Number	Description	Measurements: L
Knee & Ankle		
ORT23260D*	Universal Wrap-Around Neoprene Knee Support	5.5 x 2.5 x 11.5
ORT25000D*	Univ. Patella Strap	3.25 x 2.25 x 7
ORT27100D	Ankle Support, Foam Stirrup, Universal	4.5 x 2.5 x 12.5
ORT27200D	Ankle Support, Air/Foam Stirrup, Universal	4.5 x 2.5 x 12.5
Elbow & Arm		
ORT17100D*	Tennis Elbow Support, Standard, Universal	4.5 x 2.25 x 7.2
ORT17110D*	Tennis Elbow Support, Deluxe, Universal	4.5 x 2.25 x 7.2
ORT11010D	Arm Sling, Universal	4.25 x 2.5 x 8 (
Wrist & Thumb		
ORT19700D*	Universal Neoprene Wrap-Around Wrist Support	3.25 x 2.25 x 7
ORT18220D	Univ. Thumb Brace	4.5 x 2.25 x 10
ORT19000RD	Wrist Splint, 6" (15.2 cm) Right, Universal	4.5 x 2.25 x 10
ORT19000LD	Wrist Splint, 6" (15.2 cm) Left, Universal	4.5 x 2.25 x 10
Speciality		
MDT823340	Heel & Elbow Protector	4.5 x 2.5 x 10.2
ORT130105D	Cervical Collar, Universal	4.5 x 3.5 x 13 (
ORT20100FD	Rib Belt, Universal	3.5 x 2.25 x 8 (
ORT21110SMD	Abdominal Binder 9" (22.9 cm), Sml/Med	5.5 x 2.5 x 11.5
ORT21110LXLD	Abdominal Binder 9" (22.9 cm), Lg/X-Lg	5.5 x 2.5 x 11.5
ORT22000D	Back Support, Universal	6 x 3.5 x 13 (15
ORT22300D	Universal Maternity Belt	5.5 x 2.5 x 11.5

Walker Ac

Wa

Canes, Tips

Knee

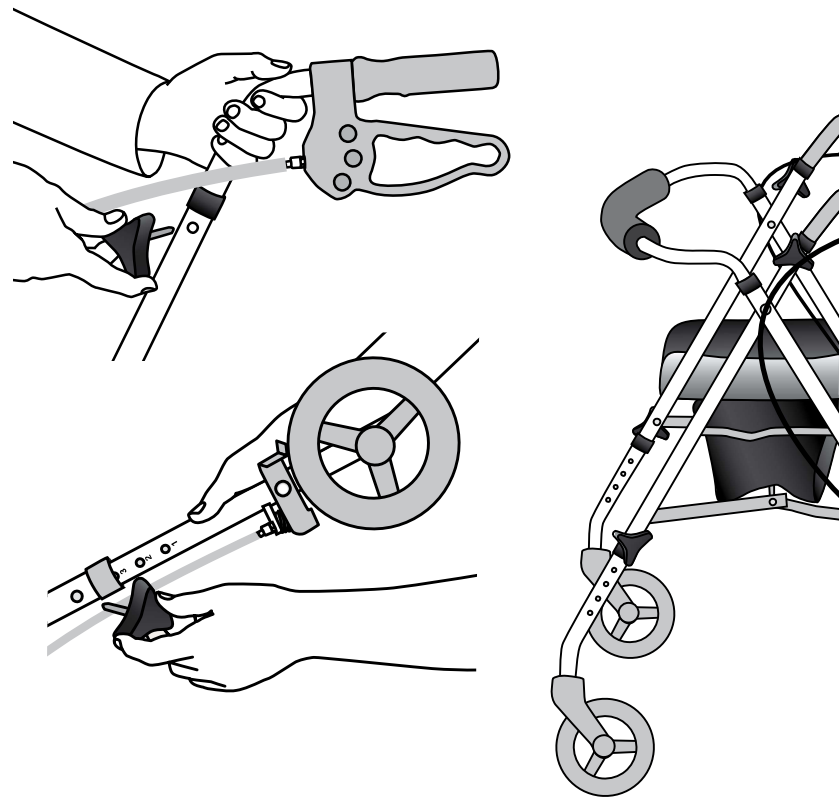
Mobility

Sizing Guide for Rollators, Walkers, Crutches and Canes

Rollators

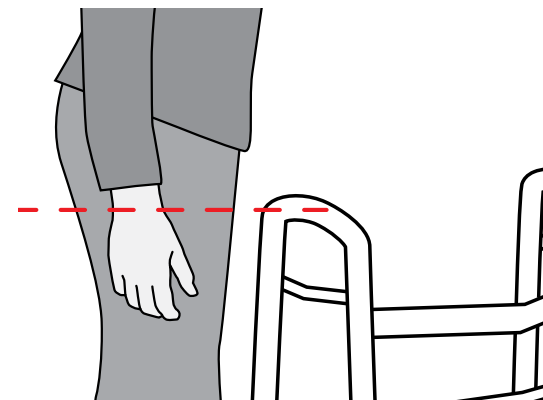
Rollators provide users with both a mobility aid and a seat to rest on when tired. These two functions require two measurements be taken to accurately size a rollator. Some rollators only allow for adjustments on the handles, while other rollators adjust at both the handles and on the legs for a more custom fit.

1. Measure from the ground to the crease in the back of the knee. (See Dimension A, page 21)
2. Adjust the rollator legs accordingly so the seat is at same height as A.
3. Keeping arms at your side with a natural bend at the elbow, measure from the ground to the center of the wrist. (See Dimension B, page 21).



Walkers

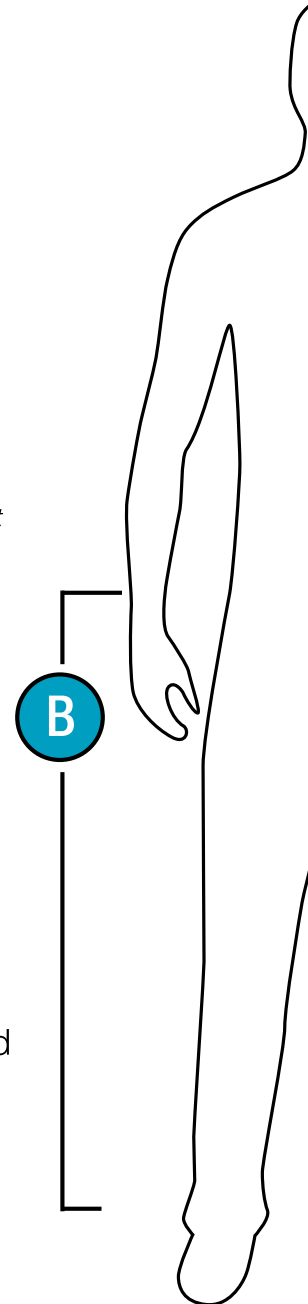
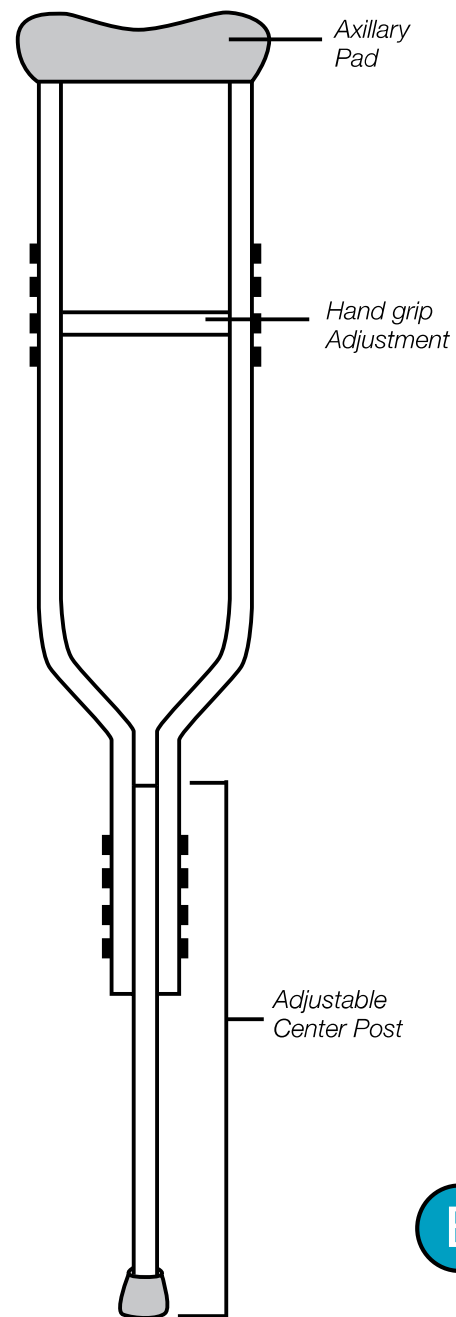
Proper walker sizing can help prevent poor posture and prevent injury from misuse or falling. Medline's walkers all use push-button mechanisms that let the walkers adjust to various heights.



Axillary Crutches

Crutches are the traditional mobility aid for when one leg is almost entirely non-weight-bearing. Aluminum or wooden axillary (under the arm) models can be adjusted easily to both key measures: your overall height and hand height.

1. Select a pair of crutches that is appropriate to the weight of the patient.
2. When sizing for axillary crutches, first measure from the ground to near the bottom of the axilla, or armpit. The crutch cushion should be two to three inches below the axilla. When standing straight, the cushion should not be touching the axilla. This measurement will be the overall crutch height. (See Dimension C)
3. Keeping arms at your side with a natural bend at the elbow, measure from the ground to the center of the wrist. This measurement will be the hand grip height. (See Dimension B)



Sizing Your Cane

Standard canes with a single tip should only be used for those looking for help with balance. Quad canes are useful for those looking to bear weight as they have a wider base. When sizing a cane, follow the steps below.

1. Select a cane that is appropriate to the weight of the patient.

Mobility

NEW! Performance and Style Rollators

- A superior group of rollators for a customer looking for more than the basic
- Engineered with design features that solve specific problems for the user
- Unique colors and additional accessories make these models ideal for a retail showroom
- All models use loop-style hand brakes you push down to lock and pull up to release



MDS86845

Empower Rollator

Versatility meets performance with the Empower Rollator. Features a simple seat latch for step-in support, bright yellow accents, and a large storage bag. This rollator's frame folds completely flat to store. Other features include a wide memory foam seat, adjustable footrests to vary seat height, and a spacious mesh storage bag. Comes standard with a cosmetic mirror, a utility bag, and reflective tape.



MDS86835EURO

Simplicity Rollator

Staying active and mobile has never been easier with our new Simplicity Rollator! Folds up with one hand and stores super compact. Quick release 8" (20.3 cm) casters come standard on its sleek European style frame. Features a roomy, removable storage bag, a convenient stow-n-go clip, a bell for safety and cane and cup holder.



MDS86835SHE*

Posh Rollator

Whether it's on Rodeo Drive or to the grocery store, the Posh Rollator adds stability while reducing stress on the body. Weighing 11 lbs. (5 kg), this durable rollator is 40% lighter than all other rollators on the market. It features a reinforced, pink aluminum frame that is safe and easy to maneuver. Comes standard with a cosmetic mirror, 2 water-resistant zebra print storage bags and a convenient strap to fold



MDS86835SHE*

Stealth Rollator

The rollator designed for the modern man. Features a sleek, black frame with 7" (17.8 cm) casters. Comes standard with a cosmetic mirror, a utility bag, and reflective tape.

GUARDIAN® Performance and Style Rollators

- A superior group of rollators for a customer looking for more than the basic
- Engineered with design features that solve specific problems for the user
- Unique colors and additional accessories make these models ideal for a retail showroom
- All models use loop-style brakes you push down to lock and pull up to release

New Colors!



MDS86826SC SERIES

New Colors!



MDS86825SLF*

MDS86826 SERIES

Deluxe Comfort Rollator with Memory Foam Seat

Find comfortable seating and smooth operation in one model. Extra thick, memory foam seat contours comfortably to create an ideal cushion for tired users while the large, 8" (20 cm) wheels glide smoothly over most surfaces. Convenient cup holder and cane holder come standard. Also comes standard with front storage pouch!

MDS86825SL SERIES

Freedom Ultra Light Rollator

Weighing only 11 lbs. (5 kg), the Freedom rollator is the lightest model on the market. Light weight and folding capabilities make this the ideal model to get in and out of the car/storage. Height-adjustable arms and legs let users find a perfect fit as this rollator accommodates users 4'11"-6'4" (150-193 cm).

MDS808200TF

Excel Transport C

In just seconds converts from a and vice-versa holder, under-t side carrying c button foot res comfortable, sp 75% roomier t

Item Number	Name	Color	Wt. Cap. Lbs (kg)	Wheels Inch (cm)	Inch (cm) Between Handles	Seat Height Min./Max. Inch (cm)	Height Min./Max. Inch (cm)
MDS86826SC	Deluxe Comfort	Midnight Blue	300 (136)	8 20)	17 (43)	23 (58)	32.5-3
MDS86826SCG*	Deluxe Comfort	Green	300 (136)	8 20)	17 (43)	23 (58)	32.5-3
MDS86826SCR*	Deluxe Comfort	Red	300 (136)	8 20)	17 (43)	23 (58)	32.5-3

GUARDIAN® Performance and Style Rollators

New Colors!



MDS86835T*



MDS86825BC



MDS86835 SERIES

Luxe Rollator w/ Extra-Wide Seat

Discover luxury in a product category that historically focuses on utility. Enjoy the comfort of an extra wide seat in a rollator that still maintains a lightweight design. Height-adjustable arms, legs, and backrest allow users to find a custom fit. Model comes standard with a nylon carry-all bag and a cup holder.

Breast Cancer Awareness Rollator

Support the fight against breast cancer with an eye-popping pink frame and pink ribbon symbol imprinted on seat and backrest. Model comes with a handy basket, large 8" (20 cm) wheels and fully padded seat. ***\$2.00 from the sale of every rollator is donated to the National Breast Cancer Foundation.***

MDS86825

Rollator with 8"

A notch above the... a design focused on... 8" (20 cm) wheels... terrain and fully pa... thick backrest prov...

Item Number	Name	Color	Wt. Cap. Lbs (kg)	Wheels Inch (cm)	Inch (cm) Between Handles	Seat Height Min./Max. Inch (cm)	Height Min./Max. Inch (cm)
MDS86835W	Luxe Rollator	Pearl White	300 (136)	7 18)	19 (48)	19-23.5 (48-60)	30.5-37.5 (77-95)
MDS86835B*	Luxe Rollator	Metallic Charcoal	300 (136)	7 18)	19 (48)	19-23.5 (48-60)	30.5-37.5 (77-95)
MDS86835T*	Luxe Rollator	Teal	300 (136)	7 18)	19 (48)	19-23.5 (48-60)	30.5-37.5 (77-95)

GUARDIAN® Bariatric Rollators

- Reinforced designs to support higher weight capacities
- Wider distance between handles for users needing extra room
- Loop-style brakes you push down to lock and pull up to release
- Padded backrest and padded seat offer users ability to rest



Envoy 485B 500 lb (227 kg) Capacity

Reinforced steel frame offers greater durability and support. Handles point forward to promote better posture and walking gait.



Standard Bariatric 400 lb (181 kg) Capacity

Reinforced forks support higher weight capacity while still maintaining a lightweight aluminum frame that makes transporting easy

Item Number	Name	Wt. Cap. Color	Wheels Lbs (kg)	Distance Between Inch (cm)	Seat Height Handles	Height Min./Max. Inch (cm)	Product Weight Inch (cm)
G07890TB	Envoy 485B	Titanium	500 (227)	8 (20)	22.25 (57)	22 (56)	32.25-34.2

Mobility

GUARDIAN® Standard Rollators

- Loop-style brakes you push down to lock and pull up to release
- Padded backrest and padded seat offer the ability to rest
- Height-adjustable arms to ensure a proper fit
- Folding capabilities for condensed storage




New Colors!

G07887B



New Colors!

G07886S



New Colors!

Premium Envoy 480

Deluxe padded seat and curved padded backrest provide enhanced support and comfort. Large 8" (20 cm) wheels combined with lightweight aluminum frame allows for smooth operation on most terrain.

Standard Envoy 460

A lighter rollator option at 15.5 lbs. (7 kgs). Comes with sturdy 6" (15 cm) wheels and under seat basket for personal items. Remove basket to allow rollator to fold.

Standard Deluxe

High value rollator with ergonomic handles, loop-style brakes and a convertible seat for easy folding.



Tote Bag Accessory
G07912 Sold Separately

Item Number	Name	Color	Wt. Cap. Lbs (kg)	Wheels Inch (cm)	Distance Between Handles	Seat Height Inch (cm)	Height Min./Max. Inch (cm)
Premium Rollators							
G07887R	Envoy 480	Rose	300 (136)	8 (20)	17.5 (44)	20 (51)	31-36.5 (79-93)
G07887B	Envoy 480	Blue	300 (136)	8 (20)	17.5 (44)	20 (51)	31-36.5 (79-93)
G07887G*	Envoy 480	Gold	300 (136)	8 (20)	17.5 (44)	20 (51)	31-36.5 (79-93)
G07887T*	Envoy 480	Teal	300 (136)	8 (20)	17.5 (44)	20 (51)	31-36.5 (79-93)
G07887S*	Envoy 480	Silver	300 (136)	8 (20)	17.5 (44)	20 (51)	31-36.5 (79-93)
Standard Rollators							
G07886G	Envoy 460	Green	275 (125)	6 (15)	18.5 (47)	21.75 (55)	32-38 (81-97)
G07886B	Envoy 460	Blue	275 (125)	6 (15)	18.5 (47)	21.75 (55)	32-38 (81-97)
G07886RD	Envoy 460	Burgundy	275 (125)	6 (15)	18.5 (47)	21.75 (55)	32-38 (81-97)
G07886GD*	Envoy 460	Gold	275 (125)	6 (15)	18.5 (47)	21.75 (55)	32-38 (81-97)
G07886S*	Envoy 460	Silver	275 (125)	6 (15)	18.5 (47)	21.75 (55)	32-38 (81-97)
G07886P*	Envoy 460	Purple	275 (125)	6 (15)	18.5 (47)	21.75 (55)	32-38 (81-97)
MDS86810	Deluxe	Burgundy	250 (113)	6 (15)	17.5 (44)	22 (56)	32.5-37 (83-94)
MDS86810G	Deluxe	Green	250 (113)	6 (15)	17.5 (44)	22 (56)	32.5-37 (83-94)
MDS86810B	Deluxe	Blue	250 (113)	6 (15)	17.5 (44)	22 (56)	32.5-37 (83-94)
MDS86810BLK	Deluxe	Black	250 (113)	6 (15)	17.5 (44)	22 (56)	32.5-37 (83-94)
MDS868100*	Deluxe	Orange	250 (113)	6 (15)	17.5 (44)	22 (56)	32.5-37 (83-94)
MDS86810Y*	Deluxe	Yellow	250 (113)	6 (15)	17.5 (44)	22 (56)	32.5-37 (83-94)
Basic Rollators							
MDS86850E	Basic	Burgundy	250 (113)	6 (15)	17.5 (44)	20.5 (52)	31-35 (79-89)
MDS86850EB	Basic	Blue	250 (113)	6 (15)	17.5 (44)	20.5 (52)	31-35 (79-89)
MDS86850EP	Basic	Purple	250 (113)	6 (15)	17.5 (44)	20.5 (52)	31-35 (79-89)
MDS86850E0	Basic	Orange	250 (113)	6 (15)	17.5 (44)	20.5 (52)	31-35 (79-89)
MDS86850EG	Basic	Green	250 (113)	6 (15)	17.5 (44)	20.5 (52)	31-35 (79-89)
MDS86850ES	Basic Steel	Red	350 (113)	6 (15)	17.5 (44)	20.5 (52)	31-35 (79-89)
MDS86850EBS	Basic Steel	Blue	350 (113)	6 (15)	17.5 (44)	20.5 (52)	31-35 (79-89)
MDS86850EGS	Basic Steel	Green	350 (113)	6 (15)	17.5 (44)	20.5 (52)	31-35 (79-89)
MDS86850ES8	Basic Steel	Red	350 (113)	8 (20)	17.5 (44)	20.5 (52)	31-35 (79-89)

Mobility

GUARDIAN® Performance and Style Walkers

- A superior group of walkers for customers looking for more than the basic
- Engineered with design features that solve specific problems for the user
- Attractive accents and colors make these models ideal to display in a retail showroom



Help patients get up faster with bi-level hand grips.

Stand Assist Walker

Get patients standing upright and ready-to-go with the Stand Assist walker. Seated users can gradually progress from the lower level of handles to the top level to help stand more easily. Bi-level handles also allow user to posi-





MDS86410PAD

Folding Paddle Walker

An ideal design for patients with manual dexterity limitations, the paddle mechanism can be flipped-up or pushed-down to fold the walker. Location of the paddles allows patients to keep hands on the grip while using the paddle mechanism.



MDS86410

Compact Folding Paddle Walker

Stylish blue color gives this walker some... comes with paddle folding mechanism... also fold up making it perfect for transport... comes with both extension legs and the...

Mobility

GUARDIAN® Two-Button Folding Walkers

- Easy-to-use, push-button mechanisms let walkers fold
- Each side folds independently to allow easy movement through narrow spaces
- Side cross braces on standard walkers provide extra durability
- Push-button, height-adjustable legs

Compare
walkers
side-by-side
on page 33



G07755



MDS864104



Premium Red•Dot® Walker

Designed to offer maximum stability and longer life. Aluminum, chrome plated design with steel “K” cross brace for maximum durability. Walker maintains tight tolerance between frame and foot pieces for rattle free use. Deluxe grips and leg tips.

Standard Folding Walker

Lightweight aluminum frame with steel cross brace provides durability. Walker maintains tight tolerance between frame and foot pieces for rattle free use. Comfortable hand grips and non-marking tips. Fits users 5'5" to 6'4".

Basic Two-Button

This walker is a great choice for the patient population. Additional steel cross brace provides extra durability. Walker maintains tight tolerance between frame and foot pieces for rattle free use. Weight capacity accommodates a wide range of patient population.



One-Button Folding Walkers

- One-button folding mechanism offers quick, convenient operation
- Folding mechanism can be operated with one hand



Item Number	Description	Wheels	Weight Capacity Lbs (kg)	Approximate User Height Inch (cm)	Width Inside Hand Grip Inch (cm)	Height Adjustment Inch (cm)
Premium Two-Button Walker						
G07755	Adult	None	350 (159)	5'5"-6'4" (165-193)	16.5 (42)	32.5-39.5 (83-100)
G07756	Junior	None	350 (159)	5'-6' (152-183)	16.5 (42)	27.25-34.25 (70-87)
G30755P	Adult	None	300 (136)	5'5"-6'4" (165-193)	16.5 (42)	32.5-39.5 (83-100)
G30756P	Junior	None	300 (136)	5'-6' (152-183)	16.5 (42)	27.5-34.5 (70-88)
G30757W	Adult	5 (13)	300 (136)	5'5"-6'4" (165-193)	16.5 (42)	32.5-39.5 (83-100)
G30758W	Junior	5 (13)	300 (136)	5'-6' (152-183)	16.5 (42)	27.5-34.5 (70-88)
Standard Two-Button Walkers						
MDS864104	Adult	None	300 (136)	5'5"-6'4" (165-193)	16.75 (43)	32-39 (81-99)
MDS86410W54	Adult	5 (13)	300 (136)	5'5"-6'4" (165-193)	16.75 (43)	32.5-39.5 (83-100)
MDS86410W4	Adult	3 (8)	300 (136)	5'5"-6'4" (165-193)	16.75 (43)	32-39 (81-99)
MDS86410J4	Junior	None	300 (136)	4'6"-5'5" (137-165)	16.75 (43)	25-32 (64-83)
MDS86410JW54	Junior	5 (13)	300 (136)	4'6"-5'5" (137-165)	16.75 (43)	25.5-32.5 (65-84)
MDS86410WJ4	Junior	3 (8)	300 (136)	4'6"-5'5" (137-165)	16.75 (43)	25-32 (64-83)
Basic Two-Button Walker						
MDS864104B	Adult	None	400 (181)	5'5"-6'4" (165-193)	16.75 (43)	32-39 (81-99)
MDS86410W54B	Adult	5 (13)	400 (181)	5'5"-6'4" (165-193)	16.75 (43)	32.5-39.5 (83-100)
MDS86410W4B	Adult	3 (8)	400 (181)	5'5"-6'4" (165-193)	16.75 (43)	32-39 (81-99)
MDS86410J4B	Junior	None	400 (181)	4'6"-5'5" (137-165)	16.75 (43)	25-32 (64-83)
MDS86410JW54B	Junior	5 (13)	400 (136)	4'6"-5'5" (137-165)	16.75 (43)	25.5-32.5 (65-84)
MDS86410JW4B	Junior	3 (8)	400 (136)	5'5"-6'4" (165-193)	16.75 (43)	25-32 (64-83)

Item Number	Description	Wheels	Weight Cap Lbs (kg)	Approximate User Height Inch (cm)	Width Inside Hand Grip Inch (cm)	Height Adjustment Inch (cm)
Premium One-Button Folding Walker						
G07757P	Adult	None	300 (136)	5'5"-6'4" (165-193)	17.25 (44)	34.5-39.5 (88-100)

Mobility

Hemi Sidesteppers and Non-Folding Walkers

- Lightweight design allows the hemi sidestepper to be maneuvered easily even with just one arm
- Hemi sidestepper and non-folding walker provide more stability and weight-bearing ability than a quad cane
- Hemi Sidestepper and non-folding walker are height-adjustable in 1" (2.5 cm) increments



G07770



MDS86620



MDS86204

Premium Hemi Sidestepper

Lightweight frame and folding capabilities make this walking aid ideal for travel and storage. Bi-level hand grips offer extra assistance for users getting in and out of chairs.

Standard Hemi Sidestepper

Wider base provides more stability than a quad cane. Sidestepper provides support and stability to those with limited or no dexterity in one arm or hand.

Basic Non-Folding Walker

Secure frame with... eliminates even the... needing maximum...

Item Number	Description	Wheels	Weight Cap Lbs (kg)	Width Inside Hand grip Inch (cm)	Height Adjustment Inch (cm)
G07770	Premium Hemi Sidestepper				
MDS86620	Standard Hemi Sidestepper				
MDS86204	Basic Non-Folding Walker				

GUARDIAN® Bariatric Walkers

- Higher weight capacities keep larger patients active and moving
- Extra-wide frames give larger patients a more comfortable fit
- Two-button folding capabilities let patients receive support through narrow spaces

Compare
walkers
side-by-side
on page 35



G30754B

Premium Bariatric 650 lb (295 kg) Capacity

Reinforced aluminum frame with steel “K” cross brace and steel cross braces on each side provide durability. Model has an extra wide frame with 22" (56 cm) between the handgrips for larger patients.



MDS86410XWW

Standard Bariatric 500 lb (227 kg) Capacity

Aluminum frame with front cross brace and dual side braces provides durability. Model has an extra wide frame with 20" (51 cm) between hand grips for larger patients. Available with or without bariatric wheels.



Basic Extra Large 400 lb (181 kg) Capacity

Lightweight aluminum frame with steel “K” cross brace provides durability. Model has an extra wide frame with 19" (48.3 cm) between hand grips for larger patients. Walker has 19" (48.3 cm) between hand grips giving extra room.

Item Number	Description	Wheels Inch (cm)	Weight Capacity Lbs (kg)	Approximate User Height Inch (cm)	Width Inside Hand Grip Inch (cm)	Height Adj. Width Inch (cm)
G30754B	Premium Bariatric 650 lb (295 kg) Capacity		650 (295)			
MDS86410XWW	Standard Bariatric 500 lb (227 kg) Capacity		500 (227)			
	Basic Extra Large 400 lb (181 kg) Capacity		400 (181)			

Mobility

Pediatric Walkers

- Pediatric walking aids feature “grow-with-you” height adjustability
- Models with wheels maneuver well over normal floor obstacles and are ideal for outdoor play areas
- Guardian pediatric walkers have a design to meet everyone’s needs, even the smallest child



G07749



G07751



Children’s Folding Walker

Lightweight aluminum frame maintains “A” frame design to provide greater balance. Children’s folding walkers have comfortable vinyl hand grips designed for a child’s hand.

Children’s Non-Folding Walker

Lightweight, aluminum frame with proportionally large width to length for a wide stance and greater stability. Large rubber tips come standard to provide long braking action as this model comes with 3" (7.62 cm) front wheels.

Strider Prescription

The infinite configurations meet the special needs of children. Handles adjust with a number of positions. Strider walkers have maximum stability,

Item Number	Description	Wheels Inch (cm)	Weight Capacity Lbs (kg)	Approximate User Height Inch (cm)	Width Inside Hand Grip Inch (cm)	Height Adjustment Inch (cm)
-------------	-------------	---------------------	--------------------------------	---	--	-----------------------------------

Strider Prescription Walker

Guardian Walker Comparison Chart

Item Number	Description	Wheels	Wt. Cap. lbs (kg)	Approx. User Height	Width Inside Hand Grip	Ht. Adjust. Folded
Specialty Walkers						
MDS86410UR	Stand Assist	None	300 (136)	5'5"-6'4" (165-193)	17 (43)	32-39 (81-22-29 (56-
MDS86410URR	Stand Assist, Red	None	300 (136)	5'5"-6'4" (165-193)	17 (43)	32-39 (81-22-29 (56-
MDS86410PAD	Paddle, Folding	None	300 (136)	5'5"-6'4" (165-193)	17 (43)	32-39 (81-
MDS86410PAD5	Paddle, Folding	5 (13)	300 (136)	5'5"-6'4" (165-193)	17 (43)	32.5-39.5
MDS86410KDBW	KD Paddle, Blue	5 (13)	350 (159)	5'5"-6'4" (165-193)	17 (43)	32.5-39.5
Two-Button Folding Walker						
G07755	Adult	None	350 (159)	5'5"-6'4" (165-193)	16.5 (42)	32.5-39.5
G07756	Junior	None	350 (159)	5'-6" (152-183)	16.5 (42)	27.25-34.2
G30755P	Adult	None	300 (136)	5'5"-6'4" (165-193)	16.5 (42)	32.5-39.5
G30756P	Junior	None	300 (136)	5'-6" (152-183)	16.5 (42)	27.5-34.5
G30757W	Adult	5 (13)	300 (136)	5'5"-6'4" (165-193)	16.5 (42)	32.5-39.5
G30758W	Junior	5 (13)	300 (136)	5'-6" (152-183)	16.5 (42)	27.5-34.5
MDS864104	Adult	None	300 (136)	5'5"-6'4" (165-193)	16.75 (43)	32-39 (81-
MDS86410J4	Junior	None	300 (136)	4'6"-5'5" (137-165)	16.75 (43)	25-32 (64-
MDS86410W54	Adult	5 (13)	300 (136)	5'5"-6'4" (165-193)	16.75 (43)	32.5-39.5
MDS86410JW54	Junior	5 (13)	300 (136)	4'6"-5'5" (137-165)	16.75 (43)	25.5-32.5
MDS86410W4	Adult	3 (8)	300 (136)	5'5"-6'4" (165-193)	16.75 (43)	32-39 (81-
MDS86410WJ4	Junior	3 (8)	300 (136)	4'6"-5'5" (137-165)	16.75 (43)	25-32 (64-
MDS864104B	Adult	None	400 (181)	5'5"-6'4" (165-193)	16.75 (43)	32-39 (81-
MDS86410W54B	Adult	5 (13)	400 (181)	5'5"-6'4" (165-193)	16.75 (43)	32.5-39.5
MDS86410W4B	Adult	3 (8)	400 (181)	5'5"-6'4" (165-193)	16.75 (43)	32-39 (81-
MDS86410J4B	Junior	None	400 (181)	4'6"-5'5" (137-165)	16.75 (43)	25-32 (64-
MDS86410JW54B	Junior	5 (13)	400 (136)	4'6"-5'5" (137-165)	16.75 (43)	25.5-32.5
MDS86410JW4B	Junior	3 (8)	400 (136)	5'5"-6'4" (165-193)	16.75 (43)	25-32 (64-
One-Button Folding						
G30760P	Adult	None	300 (136)	5'5"-6'4" (165-193)	17.25 (44)	31.5-38.5
G30761P	Junior	None	300 (136)	5'-6" (152-183)	17.25 (44)	27.25-34.2
MDS86615	Adult	None	250 (113)	5'-6" (152-183)	18 (46)	32-36 (81-
MDS86617	Junior	None	250 (113)	4'6"-5'5" (137-165)	18 (46)	28-32 (71-
Non-Folding Walker						
MDS86204	Adult	None	250 (113)	5'5"-6'4" (165-193)	18 (46)	31-37.5 (7
Hemi Sidestepper						
G07770	Premium, Adult	None	250 (113)		N/A	32-36 (81-
G07771	Premium, Junior	None	250 (113)		N/A	28.5-32 (8
MDS86620	Standard	None	250 (113)		N/A	30-35 (76-
Bariatric Walkers						
G30754B	Extra Wide	None	650 (295)	5'5"-6'4" (165-193)	22 (56)	32-39 (81-

Mobility

Walker Accessories

- Great cash sale items
- Ideal add-ons for walkers



G07715 **r**
Walker Basket



G07702 (Adult)
G07703 (Junior)
Platform Attachment



G07741 **r**
Front Pouch



G07712 **r**
Extension Footpieces



G07850 **r**
Folding Flip Tray



G07872 **r**
Universal Walker Seat



Mobility

GUARDIAN® Fashion Canes

- Medline's cost-effective fashion canes act as mobility aids and fashion accessories
- Colorful designs and unique patterns provide users the right cane for different occasions
- Let customers get away from the institutional look of chrome walking aids
- Carrying a full line of fashion canes can help you increase repeat business



Pink Ribbon Cane

Give users a chance to promote breast cancer awareness with the fashionable pink ribbon design. You will also be supporting breast cancer awareness through the purchase of this cane as Medline will donate \$1 for every cane sold to the National Breast Cancer Foundation



MDS86420G

MDS86420 Series

Fashion Canes

Offset handle canes with stylish designs and convenient wrist straps. Users have the ability to pick a cane that fits their needs.

Item Number	Description
Offset Handle Canes	
MDS86420G	Fashion
MDS86420B	Fashion



MDS86420RS



MDS86420MC



MDS86420V



MDS86420VV



MDS86435B

Weight Cap
Lbs (kg)

Adjustment
Inch (cm)

Cane Weight
Lbs (kg)

Pkg

250 (113)

29-38 (74-96.5)

0.8 (0.4)

6/cs 

250 (113)

29-38 (74-96.5)

0.8 (0.4)

6/cs 

MDS86435 Series

T-Handle Fast

Stylish and unique
with an accented
user a classic and
that fits their pers



Mobility

Offset Handle Canes

- Offset handle design centers the user's weight over the strongest part of the cane
- Ergonomically designed to provide comfort and support for partial weight-bearing users
- Push-button, height-adjustable to find the perfect height
- Secured with a locking ring to provide quiet, rattle-free use and added safety



G05555

Premium Sure Grip

Offers an ergonomically correct design that relieves palm fatigue and provides extra comfort for the long term user. Sure grip design is easier to grasp and offers enhanced durability for long-term use.



G05356

Standard Vinyl Hand Grip

Contoured vinyl hand grip is easy to grasp and offers enhanced durability for long-term use.



MDS8642

Basic Medline Foam Hand Grip

Contoured handles provide a comfortable, secure grip, and the cane is height-adjustable with convenient wrist rest.

GUARDIAN® Standard Handle Canes

- Designed for patients who need additional assistance with balance
- Standard handle lets users hook the cane over their arm while opening doors or performing other tasks



G05370

Premium Vinyl Standard Handle

Vinyl handles create a comfortable grip while reinforced metal inserts at the stress points provide greater strength and durability.



G30372

Standard Foam Handle

Contoured handle with foam grip provides a comfortable secure grip.

Basic Traditional

Wooden canes in a classic style for traditional walking are non-height-

Item Number	Description	Color	Weight Cap Lbs (kg)	Adjustment Inch (cm)
-------------	-------------	-------	------------------------	-------------------------

Premium Vinyl Standard Handle Canes

Mobility

Quad Canes

- Canes with four feet allow for greater weight-bearing and stability than single-point canes
- Non-skid rubber tips on all four feet ensure long life
- Small base design allows for easier maneuverability; large base design gives more stability at a slower pace
- Quad canes stand up on their own



G05846S

Premium Quadlite Quad Cane

Molded resin base is strong yet light-weight, offering a slight flex for self leveling and stability.



G05340S

Standard Aluminum Quad Canes

Handle inserts and reinforced metal inserts at stress points provide great strength and durability. Contoured vinyl hand grip is easy to grasp and offers enhanced durability for long term use.



MDS8622

Basic Aluminum Quad Cane

Offset, foam hand grip that distributes weight to the center of the base.

Item Number	Description	Color	Weight Cap Lbs (kg)	Adjustment Inch (cm)	Footprint Inch (cm)
Premium Quadlite Canes					
G05845S	Adult	Chrome	300 (136)	29-38 (74-97)	6 x 8 (15 x 20)
G05846S	Junior	Chrome	300 (136)	25-34 (63-86)	6 x 8 (15 x 20)
Standard Aluminum Quad Canes					

GUARDIAN® Bariatric Canes

- Designed with reinforced tubing and/or wider bases to achieve maximum weight capacity allowable
- High weight-bearing capabilities
- 500 lb (227 kg) Capacity



Bariatric Quad Canes

All steel construction with double-plated base allows for a 500 lb (227 kg) weight capacity. Contains a secure locking ring and dual-tubing insert for added strength and safety.

Single Point Bariatric Cane

All steel construction with dual-tubing strength and security. Single point design provides additional balance support and weight-bearing.

Item Number	Description	Color	Weight Cap Lbs (kg)	Adjustment Inch (cm)	Footprint Inch (cm)
Bariatric Quad Canes					
MDS86228XW	Large Base	Black	500 (227)	29-38 (74-96.5)	8 x 12 (20 x 30)
MDS86222XW	Small Base	Black	500 (227)	29-38 (74-96.5)	6 x 8 (15 x 20)
Single Point Bariatric Cane					
MDS86420XW	Single Point	Black	500 (227)	29-38 (74-96.5)	N/A

Cane Tips and Grip

- Tips are reinforced with metal

Item Number	Description	Size: Inches
Cane Tips		
G30561-PC	Tip	5/8 (1.6)

Mobility

Axillary (Underarm) Crutches

- Axillary crutches are the most common type of crutches
- Crutches are lightweight aluminum and are latex-free



Premium Red•Dot® Crutches

Makes sizing quicker with our Red•Dot hand grip.

Standard Crutches

The I-beam helps reduce the wobbliness one sometimes feels when using crutches.


Basic Crutches

Designed to meet the needs of the value-conscious health-care industry. Economical price, 250 lb (113 kg) weight capacity.

Item Number	Description	Wt. Cap. Lbs (kg)	Patient Height Inch (cm)	Adj. Range Inch (cm)	Pkg
Premium Red•Dot					
G90-214-8	Adult, Tall	300 (136)	5'10-6'6 (178-198)	52-60 (132-152)	8 pr/cs r
G91-214-8	Adult	300 (136)	5'1-5'9 (155-175)	44-52 (112-132)	8 pr/cs r
G92-214-8	Youth	300 (136)	4'6-5'2 (137-157)	37-45 (94-114)	8 pr/cs r
Standard					
MDS80534S	Tall	350 (159)	5'2-5'10 (155-175)	44.5-52.5 (113-133)	6 pr/cs
MDS80535S	Adult	350 (159)	5'2-5'10 (155-175)	44.5-52.5 (113-133)	6 pr/cs
MDS80536S	Youth	350 (159)	4'6-5'2 (137-157)	36.5-44.5 (93-113)	6 pr/cs
MDSV80534	Tall	300 (136)	5'10-6'6 (178-198)	52.5-60.5 (133-154)	8 pr/cs r
MDSV80535	Adult	300 (136)	5'2-5'10 (155-175)	44.5-52.5 (113-133)	8 pr/cs r

Bariatric Axillary and Single Tube Crutches

- Bariatric crutches are made of steel for strength and durability.



MDS80334XW

Premium Bariatric
650 lb (295 kg) Capacity



G60314B

Standard Bariatric
550 lb (250 kg) Capacity



Single Tube
400 lb (181 kg) Capacity

Item Number	Description	Weight Capacity Lbs (kg)	Patient Height Inches (cm)	Adjustment Range Inch (cm)	Pk
Bariatric Axillary Crutches					
MDS80334XW	Heavy Duty, Tall Adult	650 (295)	5'10"-6'6" (178-198)	54-62 (137-157)	1
MDS80335XW	Heavy Duty, Adult	650 (295)	5'1"-5'9" (155-175)	46-54 (117-137)	1
G60314B	Standard, Tall Adult	550 (250)	5'10"-6'6" (178-198)	52-60 (132-152)	2
G61314B	Standard, Adult	550 (250)	5'1"-5'9" (155-175)	44-52 (112-132)	2
Single Tube Crutches					
MDS80541	Metallic Brown	400 (181)	4'6"-6'6" (137-198)	37-60 (94-152)	8
MDS80542	Pewter	400 (181)	4'6"-6'6" (137-198)	37-60 (94-152)	8


Mobility

Crutch Accessories

- Enhance the comfort of using crutches and help avoid the negative side effects associated with crutch therapy—chafing, friction under arms and bruised or painful hands and underarms



Crutch Accessory Kit

Item Number	Description	Pkg
MDS80269	Charcoal, Latex Free	6 sets/cs 



Crutch Pillows

Item Number	Description	Pkg
MDSPPC107	Charcoal	6 sets



Cast Protectors

Crutch Replacement Accessories

Item Number	Description	Pkg
MDS80267W	Foam Underarm Crutch Pad	
MDS80268W	Crutch Hand Grip, Gray	
MDS80265W	Super Crutch Tip, XL, Gray	
MDS80266RW	Crutch Tip, Gray	

Express Yourself Crutches

- Personalize your crutch with signatures, designs and color

Coming
Soon



Autograph Crutch

The answer to fiberglass casts. Special coating allows user to personalize their crutch using standard markers, permanent markers or pens.

Item Number	Description	Wt. Cap. Lbs (kg)	Patient Height Inch (cm)	Adj. Range Inch (cm)
MDS80534A	Adult, Tall	300 (136)	5'10"-6'6" (178-198)	52.5-60.5
MDS80535A	Adult	300 (136)	5'2"-5'10" (155-175)	44.5-52.5
MDS80536A	Youth	350 (159)	4'6"-5'2" (137-157)	36.5-44.5

Crutch Wrap Kits

Do-It-Yourself Crutch Wrap Kit allows user to personalize their crutches. Fits Medline's MDS80540 Quick Fit Crutch.

Item Number	Description	Pkg
DIY002	Denim	5 kits/c
DIY001	Tie Dye	5 kits/c
DIY003	Pink Hearts	5 kits/c
DIY005	Sports	5 kits/c
DIY004	Camo	5 kits/c



Mobility

Forearm Crutches

- Telescoping parts are manufactured with internal bushings and external lock nuts to provide totally silent usage
- Vinyl-coated, tapered, contoured arm cuffs
- Heavy-wall, high-strength aluminum tubing
- Black components hide signs of wear and scratches



G05161

Premium Forearm Crutches
300 lb (113 kg) Capacity



MDS805161

Standard Aluminum Forearm Crutches
250 lb (113 kg) Capacity



Aluminum Forearm Crutch
600 lb (272 kg) Capacity



Item Number	Description	Wt. Cap. Lbs. (kg)	Patient Height Inch (cm)
Premium Forearm Crutches			
G05160	Aluminum, Tall, Adult	300 (136)	5'10"-6'6"
G05161	Aluminum, Adult	300 (136)	5'0"-6'2"
G05162	Aluminum, Youth, Guardian	300 (136)	4'2"-5'2"
G05163	Aluminum, Child, Guardian	200 (91)	3'2"-4'6"
Standard Forearm Crutches			
MDS805160	Aluminum, Tall, Adult	250 (113)	5'10"-6'6"
MDS805161	Aluminum, Adult	250 (113)	5'0"-6'2"
MDS805162	Aluminum, Youth	250 (113)	4'2"-5'2"

Knee Walkers

- Universal design allows use with either a left or right below-the-knee injury
- Weil Knee Walker with Zero-Turn Radius



MDS86000G2B*



MDS86000G2



Designed by Dr. L...
Podiatric consultan...
Chicago White Sox

Premium Weil Knee Walker

Easy and comfortable to use, the Premium Weil Knee Walker features the Zero-Turn Radius (ZTR) allows the end-user to change direction to swivel while locking the tiller. Stability is maintained. This is beneficial for users. The unique 3-wheel design is ideal for users with a left or right leg below-the-knee injury. The front leg rest prevents discomfort. Top handle has handgrips. Basket and cup holder come standard.



Basic Knee Walker

Great for transportation, the basic 4-wheel design is lightweight and folds down easily. Model has a universal front brake. Cup holder comes standard.

Falls Among Older Adults: An Overview

The chances are good that a senior citizen will take a fall during the year. A fall can be devastating to the person's health and well-being. Understanding the risks of falls, where they tend to occur, and possible solutions will help you address the concerns.



How big is the problem?

- One out of three adults age 65 and older falls each year.
- Among those age 65 and older, falls are the leading cause of injury or accidental death. They are also the most common cause of nonfatal injuries and hospital admissions for trauma.
- In 2008, over 19,700 older adults died from unintentional fall injuries.

What outcomes are linked to falls?

- 20% to 30% of people who fall suffer moderate to severe injuries such as lacerations, hip fractures, or head traumas. These injuries can make it hard to get around or live independently, and increase the risk of early death.
- Falls are the most common cause of traumatic brain injuries, or TBI. In 2000, TBI accounted for 46% of fatal falls among older adults.
- Most fractures among older adults

Who is at risk?

FATAL FALLS

- In 2008, 82% of fall deaths were among people 65 and older.
- Men are more likely to die from a fall. After adjusting for age, the fall fatality rate in 2007 was 46% higher for men than for women.

NONFATAL FALLS

- The chances of falling and of being seriously injured in a fall increase with age. In 2009, the rate of fall injuries for adults 85 and older was almost four times that for adults 65 to 74.
- People age 75 and older who fall are four to five times more likely than those age 65 to 74 to be admitted to a long-term care facility for a year or longer.
- Women are more likely than men to be injured in a fall. In 2009, women were 58% more likely than men to suffer a nonfatal fall injury.

- Ask their doctor to review the both prescription counter—to and interactive dizziness or
- Have their eye doctor and update to maximize the
- Make their home tripping hazards and railings, lighting in the

Additional ways to reduce hip fracture risk

- Getting adequate vitamin D in the
- Undertaking weight-bearing exercise
- Getting screened for osteoporosis

Safe B

Bath

Bath Ac

Transfer

Elevated To

C

Sa

Co

Making Your Bathroom Safer

To help provide security and stability, use the guide below to understand where bath safety products can be located in and around the bathroom.



A. Handheld Shower

G98035

Hand held showers should be used for anyone who bathes with a shower chair or transfer bench. The 86" (218 cm) long hose allows a person to remain seated while bathing.

C. Bathroom Grab Bars and Assist Bars

Install grab bars in your bathroom to offer support in areas where falls are most likely to occur. These areas include anywhere that might have a wet surface or anywhere people tend to bend frequently. A grab bar's primary use is to steady the user and may not support

D. Transfer B

MDS86952

When getting in a difficult and po transfer benches. The person bath outside of the ba the wall, and th

Bathroom Safety and Mobility Questions—Answered by Medline



How can I make it easier to get into and out of my bathtub?

A **transfer bench** straddles the side of the bathtub, allowing you to sit down outside the tub and then move over the surface of the bench into the bathtub. You may also want to consider installing grab bars on the walls of the shower/tub area.

How can I prevent falling when I am bathing or showering?

A **bath bench** can be placed inside your bathtub or shower. You can then safely sit on the bench while you wash your body. You may also want to consider installing grab bars on the walls and using a hand-held shower attachment to make showering easier.

How can I make it easier to get up from a

Health conditions can create safety concerns in the bathroom and impair your mobility. This article points you towards products that improve bathroom safety and enhance your mobility.

How can I keep the cast on my arm secure when I am bathing or showering?

A **cast protector** is a plastic sleeve that fits over your hand and forearm, shielding the cast from the water.

How can I take care of toileting when I am in bed?

A **bedside commode** can be placed at the side of the bed, making it easy and accessible anytime. You can also use commode liners inside the commode to make cleanup easier and sanitary.

What kind of walking aid would be best for me if I walk along outdoors, but sit down frequently?

A **rollator** has four wheels, handbrakes, and a seat on which you can sit. A rollator allows you to safely walk along, but sit on the padded seat when you become tired.

Should I use a standard wheelchair (with large rear) or a transport chair (small wheels)?

A **standard wheelchair** allows you to move yourself without the aid of a caregiver. A **transport chair** requires a caregiver to move you. A transport chair is smaller and lighter than a standard wheelchair—making a transport chair easier to use in an automobile. Some people choose to use a standard wheelchair and a transport chair to have the best of both worlds.

Bath Safety

Bath Benches

- Bath benches help patients who have difficulty sitting in a standard bath tub or standing in the shower
- Benches with a back give extra support and comfort
- Stools without a back provide easy access and maneuverability when bathing
- Non-slip, rubber feet resist slipping on the bathtub or shower floor
- Legs are height-adjustable for a proper fit



G98027

Premium Padded Bath Bench

Extra thick padding on seat and backrest provides additional comfort for long term use. Bench features an extra deep seat 16.5" (42 cm), for greater stability and comfort when bathing.



MDS89755R

Standard Composite Plastic Bath Bench

Durable and rustproof all-plastic construction. Comes with an extra deep and wide seat for user comfort. Removable arms help aid patient balance, but can be removed for easier transfers.



Basic Bath Bench

Textured, blow-molded seat and backrest have built-in handgrips for safety. Angled legs provide a large area to increase stability. Durable anodized aluminum frame is rust-resistant.



GUARDIAN® Bath Bench Accessories

- Additional items to go with your bath bench to make bathing easier



CUR200ALL

Cast Protectors

Ideal for keeping casts, bandages or wounds dry while showering. Specially designed opening stretches to fit over the cast and then returns to its original shape to fit snugly against the arm.

Item Number	Description	Pkg
CUR200AAA	Adult Arm	2/box, 6 bx/cs
CUR200ALL	Adult Leg	2/box, 6 bx/cs
CUR100KAA	Child Arm	2/box, 6 bx/cs
CUR100KLL	Child Leg	2/box, 6 bx/cs



G98035

Ergonomic Hand Held Shower

Extra long 86" (218 cm) hose allows user to bathe comfortably while seated in shower. Hand held shower easily adapts to existing shower arm, delivering standard or pulsating spray. Diverter valve allows you to use the existing shower head, too.

Item Number	Description	Pkg
G98035	Handheld Shower	4/cs



Replacement

Heavy-duty rubber rollers for longer wear and transfer benches.

Item Number **De**

Replacement Ti

MDS89755T Gr

Utility Tips

G01182 Gr

G01202 Gr

G01212 Gr

Item Number	Description	Color	Wt. Cap. Lbs (kg)	Seat Height Inch (cm)	Seat Depth Inch (cm)
Premium Padded Bath Bench					
G98027	with Back	Off-White	300 (136)	18-22 (46-59)	16.75 (42.5)
Standard Composite Bath Benches					
MDS89750R	without Back	White	300 (136)	17-21.5 (43-54.6)	16.75 (42.5)
MDS89755R	with Back	White	300 (136)	17-21.5 (43-54.6)	16.75 (42.5)
Basic Bath Bench					
G30403	without Back	White	250 (113)	13-20 (30-51)	12 (30.5)
G30402	with Back	White	250 (113)	13-20 (30-51)	12 (30.5)
G30401-4	without Back	Gray	250 (113)	13-20 (30-51)	12 (30.5)

Bath Safety

Padded Transfer Benches

- Allows patients to enter and exit tubs safely
- Padded seat ideal for long-term use
- Suction cup feet grip the tub floor for added safety
- Side arm provides extra stability and leverage



G98013A



G98338F



MDS86945P

Premium Padded Transfer Bench with Commode Opening

Commode opening affords the user greater comfort and better access for cleaning. Thick, high density foam cushions and backrest for comfortable seating that won't bottom out.

Standard Folding Padded Transfer Bench

Folding legs for easier transport and storage.

Basic Padded Transfer Bench

Comfortable, cushioned seat covered in stain-resistant vinyl.

Item Number	Description	Color	Weight Cap Lbs (kg)	Seat Height Inch (cm)	Seat Width Inch (cm)
G98013A	Padded with Commode Opening	Off-White	300 (136)	17-22 (43.2-55.9)	26.5 (67.3)
G98338F	Folding Padded	Off-White	300 (136)	17-22 (43.2-55.9)	26.5 (67.3)
MDS86945P	Basic Padded	Gray	300 (136)	20.5-25.5 (52.1-64.8)	16 (40.6)

Transfer Bench Replacement Parts



Non-Padded Transfer Benches

- Allows patients to enter and exit tubs safely
- Suction cup feet grip the tub floor for added safety
- Side arm provides extra stability and leverage
- Height-adjustable legs accommodate most tub wall heights



G98309G

Premium Transfer Bench

Built-in soap dish and hand-held shower slot maximize bathing convenience. Backrest adjusts without tools for right or left facing tubs. Comes in an attractive retail box.



MDS86960R

Standard Transfer Bench

No tools are required to assemble this durable plastic model that is rustproof. Included with this transfer bench is an optional removable arm that helps with patient balance and a built-in handheld shower holder and soap dish.



G98308A

Basic Transfer Bench

Textured, molded surface offers extra grip. Built-in soap dish and shower slot for water drainage. Right or left facing.

Premium Bariatric Transfer Bench

Total of 6 legs and cross brace supporting legs inside tub provide maximum support for larger patients. Direction of the seat back can be reversed easily without tools.



MDS86952XW

Basic Transfer Bench

Blow molded transfer bench provides extra support and stability. Built-in soap dish and shower slot. Directional.



Bath Safety

Elevated Toilet Seats

- Makes using the toilet easier for those with trouble bending
- Available in a variety of locking mechanisms and mounting methods



MDS80326

Extra Wide with Legs 600 lb (272 kg) Capacity

Steel legs go to the floor and soft foam armrests provide maximum support in getting on and off the toilet.



G30270A

Locking with Padded Arms

Padded arm rests assist in getting on and off toilet. Locking device secures seat to toilet and requires no tools.



MDS80320S

Locking with M

Arms assist in getting
Locking device secures



MDS80315

Universal Locking

Height-adjustable brackets allow seat to fit over any toilet. Brackets are vinyl covered to prevent chipping or scratching of porcelain. Seat is height-adjustable with plastic splash guard to make cleaning easy.



MDS80324S

Hinged Bolt-On

Seat can be lifted and lowered with hinged design. Existing seat and lid make this model less noticeable.



G30250

Basic Raised S

Simple design made
is easy to clean. No
toilet offer additional

Item Number	Description	Wt Capacity Lbs (kg)	Seat Elevation Inch (cm)	Pkg
-------------	-------------	-------------------------	-----------------------------	-----

With Arms

Toilet
Safety Frame







Wall Grab Bars

- Locate grab bars at any angle in the bathroom to help prevent falls
- Use grab bars in the kitchen, along stairways, or in the laundry room for additional fall prevention
- Combine grab bars with an elevated toilet seat or transfer bench for additional stability



Premium Knurled Chrome






Adjustable oval flange rotates to allow for secure mounting. Knurled finish provides steady grip even when wet.

Item Number	Length Inch (cm)	Diameter Inch (cm)	Pkg
G81020KE	12 (30.5)	1 (2.5)	3/cs 
G81030KE	16 (40.6)	1 (2.5)	3/cs 
G81040KE	18 (45.7)	1 (2.5)	3/cs 
G81050KE	24 (61.0)	1 (2.5)	3/cs 
G81060KE	32 (81.3)	1 (2.5)	3/cs 
G81070KE	36 (91.4)	1 (2.5)	3/cs 



Standard Knurled Chrome

Knurled-texture steel bars are easy to grip even in wet bathing areas.

Item Number	Length Inch (cm)	Diameter Inch (cm)	Pkg
MDS86012CHRG	12 (30.5)	1 (2.5)	3/cs 
MDS86016CHRG	16 (40.6)	1 (2.5)	3/cs 
MDS86018CHRG	18 (45.7)	1 (2.5)	3/cs 
MDS86024CHRG	24 (61.0)	1 (2.5)	3/cs 
MDS86032CHRG	32 (81.3)	1 (2.5)	3/cs 



Basic White

White painted steel bars blend in to most bathroom decor.

Item Number
G87520
G87530
G87540
G87550
G87560
G87570

 Retail

Bath Tub Grab Bars and Safety Pole

- Give patients confidence and support with an extra grip to help them transfer into the tub



Bath Safety

Non-Folding Commodes

- Commodes can be used bedside for those who may not be mobile enough to walk to the bathroom
- Can also be used in the bathroom as an elevated toilet seat or as toilet safety rails when combined with most standard toilets
- All models include pail, lid and seat
- Clip-on seats can be removed easily
- Gray powder-coated steel commodes are rust resistant and durable
- Aluminum commodes are light weight



G30211-4

Premium Chrome Plated Steel



MDS89664A

Standard Aluminum 3 in 1



G30213-4

Basic Painted



Disposable Commode Liner

MDS89664LINER

Never clean a commode bucket again – for less than the price of a Sunday newspaper. Flip to page 64 for more information.



MDS89664

Folding Commodes

- Folding frame design assembles in seconds without tools
- Commode folds down to reduce storage space by 35% and makes delivery easier
- All models include pail, lid and splash guard
- Clip-on seats can be removed for easy cleaning



G30210-4F

Premium Aluminum

Lightweight, aluminum design with folding capabilities makes this commode easy to bring in and out of storage.



MDS89664EL

Standard Elongated Seat

Features deeper seat depth to allow more room for cleaning.



G30213-4F

Basic Steel

Standard folding space at a mor

Item Number	Description	Weight Capacity Lbs (kg)	Seat Height Range Inch (cm)	Seat Depth Inch (cm)	Width Between Arms Inch (cm)
G30210-4F	Aluminum	250 (113)	17.5-21.5 (44.5-54.6)	16 (40.6)	19 (48.3)
MDS89664EL	Elongated Seat	400 (182)	17-23 (43.2-58.4)	16.5 (41.9)	19 (48.3)
G30213-4F	Steel	350 (159)	16.5-22.5 (41.9-57.2)	16 (40.6)	19 (48.3)

Bath Safety

Drop-Arm Commodes

- Arms swing out of the way for easier lateral transfers on and off the commode
- Transfers are easier for patients using a wheelchair
- Place near the bed with near arm down for patients transferring during the night
- Comes standard with pail, lids and splash guard



G98204

Premium Padded

Thick resilient foam padded seat and back for increased comfort is ideal for long-term use. Hard, chrome-plated steel is rust resistant and offers great durability.



G98202

Standard Non-Padded

Hard, chrome-plated steel frame is rust resistant and offers greater durability.



MDS89668

Basic Economy

Chrome-plated steel frame with one-handed release mechanism. Comes standard with pail and splash guard included.

Item Number	Description	Weight Cap Lbs (kg)	Seat Height Range Inch (cm)	Seat Depth Inch (cm)	Width Between Arms Inch (cm)
G98204	Premium Padded	350 (159)	20-25 (50.8-63.5)	18-20 (45.7-50.8)	18.5 (47)
G98202	Standard Non-Padded	300 (136)	18.25-23.25 (46.4-59.1)	18-20 (45.7-50.8)	18.5 (47)
MDS89668	Basic Economy	250 (113)	17-21 (43.2-53.3)	15 (38.1)	17.5 (44.5)

Bariatric Commodes

- Extra-wide seating area and higher weight capacities are ideal for larger patients
- Reinforced frames for greater weight-bearing capabilities



MDS89668XW

Bariatric Drop-Arm Commode 850 lb (386 kg) Capacity

Easy-to-release drop-arm mechanism allows larger patients to laterally transfer safely and with ease. Powder coated steel is rust resistant.



MDS89664XW

Bariatric Rigid Arm Commode 650 lb (295 kg) Capacity

Smaller frame, with high weight capacity takes up less space and fits over most standard toilets.



G30216B

Platform Bariatric Commode 500 lb (227 kg) Capacity

Platform seat and additional comfort.

Heavy-Duty Commode 400 lb (181 kg) Capacity

Large base depth provides more stability.



Never clean a commode bucket again—for less than the price of a Sunday newspaper.

Medline's disposable commode liners make commode cleanup easy and hygienic. Each liner includes an absorbent pad made from a polymer gelling agent that solidifies and neutralizes waste for convenient disposal. Because they are solidified, liquids will not move around in the commode, making transport easier. All you need to do is toss the liner in the garbage after use.

Disposable commode liners also eliminate contact between staff and human waste, to help reduce contamination. The average person will use two liners each day, at a suggest retail price of \$1.50 each.



Item Number	Description	Pkg
Disposable Commode Liner		
MDS89664LINER	Commode Liner	12 liners/box, 6 boxes/cs

How to use Disposable Commode Liners



Value Added P
The Medline D
Preventing Wheelch

Lig
Ex
Antir

T

Wheelchairs

Value Added Programs

FREE Custom Laminated Labels

Stolen or lost wheelchairs are a frustrating problem for many institutions. Medline wants to help you solve that problem. For a limited time, when you order ten or more wheelchairs, we'll design custom, full-color, laminated labels you can put on the outside of the wheelchair's side panels. These attractive labels are great for discouraging theft and advertising your business or institution's name. All you have to do is give us your logo electronically and our graphic artists will do the rest! Your wheelchairs will look attractive and become a new marketing tool for your business or institution.

- Waterproof
- A theft deterrent
- Customized to your logo, fonts and colors
- Specify different departments and number your chairs
- Easily affixes to side panels on wheelchairs



Buy Factory Direct for Additional Savings!

Save up to 10% by using our "Factory Direct to You Program".

Order now and receive:

- Free freight on all direct shipments
- Product delivered right to your door
- 90 days to pay after arrival of goods
- Finest quality embroidery or silkscreening of your logo available



Wheelchair Assessment Guide

A well maintained fleet of wheelchairs saves you money. It reduces down time, employees searching for wheelchairs when needed, and the added expense of purchasing replacements for broken chairs. By utilizing Medline's simple and easy to use chart, you can quickly and easily determine the current state of your wheelchair inventory, list out what parts you may need to repair current chairs, and replace models that have become worn out or dangerous to use. Contact your Medline Sales Representative to schedule your comprehensive wheelchair assessment and get those wheelchairs back on the floor and working properly.

THE MEDLINE DIFFERENCE

QUALITY ASSURANCE



Quality tig welding – provides good frame strength, like a mountain bike.



Layers of durable, reinforced urethane reduce sagging over time.



Double coating of chrome plating and powder coating gives maximum protection against rusting.



Non-marking tires help keep floors free of unsightly black marks.

PREVENTING WHEELCHAIR THEFT

Wheelchair theft has been a problem for many institutions for years, but with the increased unemployment and higher costs of living, preventing theft has become imperative.

Wheelchairs are stolen for a variety of reasons. The person checking out of the hospital who is recently disabled but unable to afford the equipment he or she needs to function from day to day is often the culprit. Occasionally a patient may have recently broken his or her equipment and is unable to replace the chair. There have even been cases of a patient arriving in a broken and abused chair and swapping it out for a newer chair. Sometimes the chairs are found miles away at a subway station, shopping center, in parking garages, or even on the street near parking spaces.

Unfortunately, many hospital directors have to budget for the loss of equipment each year and it has become an expected loss. Missing chairs account for a large amount of lost dollars to an institution because the chairs are not available when and where they are needed. Often, the institution orders replacement chairs that may not have been needed. Here are some ways to guard against wheelchair loss and theft.

1. Choose a model that fewer people want to steal. The type of chair that is purchased may have a huge effect on how many of the wheelchairs are stolen. If a wheelchair can be user-propelled then it greatly increases the usefulness of the wheelchair to the patient. By using a transport chair that is less desirable to the patient, an institution can greatly reduce the number of stolen chairs.

3. Attach anti-fold devices below the seat or overhead to discourage theft.


Preventing the patient from being able to put a wheelchair in his or her vehicle has also proven to be an effective deterrent for theft. Anti-theft and anti-fold bars are common solutions to this problem. Preventing a wheelchair from being folded causes it to be exceedingly difficult when attempting to stow the wheelchair into a vehicle. Overhead anti-theft devices can help to make the chair too tall or long to be stored in a vehicle. Adding a flag or a fixed height IV pole can also decrease the convenience of folding and storing the wheelchair.

4. Setting up designated storage areas, numbering chairs, labeling chairs to specific wings or departments, or even the use of tracking devices

can bring the incident rate of lost chairs down. Some locations go so far as to offer a day of amnesty for a patient to return, without repercussions, the wheelchairs that he or she may have “accidentally” acquired.

5. Lock the leg rests on the chair.

Missing parts is also a large problem in many locations, but this is easily preventable. By installing Tinnerman nuts on the chair, the leg rests become permanently attached to the chair. These caps come with a wrench that is used to tighten a set screw into the pins that keep the leg rests on the wheelchairs. They install in less than two minutes, but



A Transport chair may gre



Numbering specific decreases chairs in

Overhead MDS8



Below Anti-MDS8 For 2 Mode MDS8

Excel® 2000 Narrow | Excel® 2000

Features

- Elevating legrest models feature a notched, stainless steel ratchet bar to lock the legrests securely in place
- Carbon steel frame with rust-and chip-resistant chrome plating
- Easy-to-clean vinyl upholstery
- Padded and upholstered armrests and calf pads are standard
- Threaded seat screw inserts reduce stripping from upholstery changes
- Hemi-height adjustable axles raise/lower seat 2" (5.08 cm)
- Chart pocket on back
- Weighs 38 lbs (17 kg)

Accessories

Item Number	Description
MDS85181U	Oxygen Hold
MDS85196	Anti-Fold De
MDS85183	I.V. Pole
MDS85197A	Overhead Ar
MDS85190	Oxygen / I.V.
MDS85180	5-in-1 I.V. /
MDS85189	Anti-Tip Dev
WCA806991	Tinnerman L
WCA806921EXT	Seat Extensi
WCA806921WEXT	Seat Extensi

300 lb | 136 kg
weight capacity



MDS806300D

Ruby a
model
on rec

Item Number	Arm Style	Leg Style	Seat W x D: Inch (cm)	HCPCS
EXCEL 2000 NARROW				
MDS806150N	Full Length Permanent	Detachable Footrest	16 x 16 (41 x 41)	K0001
MDS806200N	Full Length Permanent	Detachable Elevating Legrest	16 x 16 (41 x 41)	K0001c
MDS806250N	Back Length Removable	Detachable Footrest	16 x 16 (41 x 41)	K0001

Wheelchairs

Excel® K1 Basic

Features

- Elevating legrest models feature a notched, stainless steel ratchet bar to lock the legrests securely in place
- Durable tig-welded frame with durable silver vein finish
- Comfortable nylon upholstery
- Smooth-rolling solid, flat-free tires
- Hemi-height adjustable axles raise/lower seat 2" (5.08 cm)
- Weighs 38 lbs (17 kg)

Accessories

Item Number	Description
MDS85181U	Oxygen
MDS85196	Anti-Fo
MDS85183	I.V. Pol
MDS85197A	Overhe
MDS85190	Oxygen
MDS85180	5-in-1
MDS85189	Anti-Ti
WCA806991	Tinner

300 lb | 136 kg
weight capacity



MDS

Excel® K2B Basic

Features

- Strong vinyl upholstery
- Durable tig-welded frame with durable silver vein finish
- Padded, upholstered armrests and calf pads are standard
- Hemi-height adjustable axles raise/lower seat 2" (5.08 cm)
- Convenient chart pocket on the back
- Weighs 38 lbs (17 kg)

Accessories

Item Number	Description
MDS85181U	Ox...
MDS85196	An...
MDS85183	I.V.
MDS85197A	Ov...
MDS85190	Ox...
MDS85180	5-i...
MDS85189	An...
WCA806991	Tim...

300 lb | 136 kg
weight capacity



ML

Wheelchairs

K3 Basic

Features

- Elevating legrest models feature a notched, stainless steel ratchet bar to lock the legrests securely in place
- Durable, tig-welded frame with silver vein finish
- Comfortable nylon upholstery
- Padded, upholstered armrests and calf pads are standard
- Hemi-height adjustable axles raise/lower seat 2" (5.08 cm)
- Weighs only 35 lbs (15.9 kg)!

Accessories

Item Number	Description
MDS85181U	Oxygen H
MDS85196	Anti-Fold
MDS85183	I.V. Pole
MDS85197A	Overhead
MDS85190	Oxygen / I
MDS85180	5-in-1 I.V.
MDS85189	Anti-Tip D
WCA806991	Tinnermar

300 lb | 136 kg
weight capacity



K3 Lightweight

Features

- Elevating legrest models feature a notched, stainless steel ratchet bar to lock the legrests securely in place
- Durable, tig-welded frame with black powder coat finish
- Comfortable nylon upholstery
- Padded and upholstered armrests and calf pads are standard
- Threaded seat screw inserts reduce stripping from upholstery changes
- Hemi-height adjustable axles raise/lower seat 2" (5.08 cm)
- Weighs only 33 lbs (15 kg)!

Accessories

Item Number	De
MDS85181U	Ox
MDS85196	An
MDS85183	I.V
MDS85197A	Ov
MDS85190	Ox
MDS85180	5-
MDS85189	An
WCA806991	Tir

300 lb | 136 kg
weight capacity



MDS806650



Wheelchairs

K4 Basic

Features

- Elevating legrest models feature a notched, stainless steel ratchet bar to lock the legrests securely in place
- Durable, tig-welded frame with gray powder coat finish
- Comfortable nylon upholstery
- Swing-back arms with easy flip back arm release
- Tool-free push button adjustable footrests
- Hemi-height adjustable axles raise/lower seat 2" (5.08 cm)
- Smooth-rolling solid flat-free latex tires
- Adjustable-height back
- Weighs only 33 lbs! (15 kg)

Accessories

Item Number	Descr
MDS85181U	Oxyg
MDS85196	Anti-
MDS85183	I.V. P
MDS85197A	Overl
MDS85190	Oxyg
MDS85180	5-in-
MDS85189WK4	Anti-
WCA806991	Tinne

300 lb | 136 kg
weight capacity



MDS806550E

K4 Lightweight

Features

- Elevating legrest models feature a notched, stainless steel ratchet bar to lock the legrests securely in place
- Comfortable nylon upholstery
- Swing back arms with easy flip back arm release
- Tool-free push button adjustable footrests
- Padded and upholstered armrests and calf pads are standard
- Quick release axles allow tool-free removal of rear wheels
- Hemi-height adjustable axles raise/lower seat 2" (5.08 cm)
- Adjustable height back
- Weighs only 31.5 lbs! (14.3 kg)

Accessories

Item Number	Description
MDS85181U	Oxygen
MDS85196	Anti-F
MDS85183	I.V. Po
MDS85190	Oxygen
MDS85180	5-in-1
MDS85189WK4	Anti-T
WCA806922EXT	Seat E
WCA806991	Tinner

300/350 lb | 136/159 kg
weight capacity



MDS8

Wheelchairs

Extra-Wide

Features

- Elevating legrest models feature a notched, stainless steel ratchet bar to lock the legrests securely in place.
- Easy-to-clean navy vinyl upholstery
- Padded and upholstered armrests and calf pads are standard
- Carbon steel frame with rust-and chip-resistant chrome plating
- Threaded seat screw inserts minimize stripping from upholstery changes
- Tool-free push button adjustable footrests
- Hemi-height adjustable axles raise/lower seat 2" (5.08 cm)
- Chart pocket on back

Accessories

Item Number	Description
MDS85196	Anti-Fold Device
MDS85197A	Overhead Anti-Theft
MDS85183	I.V. Pole
MDS85181U	Oxygen Holder
MDS85190	Oxygen / I.V. Combo
MDS85180	5-in-1 I.V. / Oxygen
MDS85189	Anti-Tip Device
MDS85192	22" Pushbar
WCA806991	Tinnerman Legrest
MDS851965SH	Anti-fold 24" Model
MDS851975SH	Overhead Anti-Theft

500 lb | 227 kg
weight capacity



MDS806850

Arm Adjustable Wheelchair with Antimicrobial Protected

Features

- Arm pads are adjustable between desk length and full length position with the push of a button
- All major patient contact surfaces are treated with Microban® antimicrobial technology
- Microban® technology works continuously to inhibit the growth of stain and odor causing bacteria
- Tool-free push button adjustable footrests
- Carbon steel frame with rust-and chip-resistant beige powdercoat finish
- Easy-to-clean black vinyl upholstery
- Chart pocket on back

Accessories

Item Number	Description
MDS85196	Anti-Fold
MDS85197A	Overhead
MDS85183	I.V. Pole
MDS85181U	Oxygen H
MDS85190	Oxygen A
MDS85180	5-in-1 I.
MDS85189	Anti-Tip
MDS85192	22" (56
WCA806991	Tinnerma

500 lb | 227 kg
weight capacity

Easy push button for adjustable arm positions



Wheelchairs

Shuttle Bariatric

Features

- Removable padded armrests and legrests provide extra comfort and make exiting easy
- Double cross-brace for maximum support and durability
- Comfortable nylon upholstery
- Hemi-height adjustable with a triple axle design
- Attractive gray hammertone finish

Accessories

Item Number	Description
MDS851965SH	Anti-tippers
MDS85197SH	Overhead bar
MDS85189SH	Anti-castors
WCA806965SH	Swivel castors
WCA806991	Tire repair kit

700 lb | 318 kg
weight capacity



MDS809750

Excel Kidz Pediatric

Features

- Adjustable telescoping handles for caregiver comfort
- Swing back desk length permanent arms
- Durable vinyl upholstery
- Padded and upholstered armrests and calf pads come standard
- Treaded, flat-free tires for safe riding
- Anti-tippers included
- Standard dual axle allows for easy adjustment of seat height to hemi level
- Flip-back arms

Accessories

Item Number	Description
MDS85181U	Oxygen
MDS85183	I.V. Pole
MDS85190	Oxygen
MDS85180	5-in-1
MDS85196K	Anti-Tippers
MDS85197K	Overhead
WCA806991	Tinney

250 lb | 113 kg
weight capacity



MDS806140PEDE

Wheelchairs

Recliner

Features

- Infinite position reclining goes from 90° to 140° with quick adjust handles
- Full back and head support is provided by 22" (56 cm) high back and 10" (25.4 cm) removable headrest
- Carbon steel frame with chip-resistant chrome plating
- Durable vinyl upholstery
- Hemi-height adjustable axles raise/lower seat 2" (5.08 cm)
- Desk length removable arms, detachable elevating legrest
- Anti-tippers standard
- Elevating legrests standard

300 lb | 136 kg
weight capacity >

Accessories

Item Number	Description
MDS85196	Anti-tippers
WCA806991	Tin



MDS80

MRI

PVC MRI Features

- Healthcare-grade PVC pipe and fittings inhibit the growth of bacteria
- Internal width 18" (46 cm); external width 29" (74 cm)
- Cushioned mesh sling seat and back
- Textured hand grips
- Wheel locks
- Folding footrest

300 lb | 136 kg
weight capacity



Item Number

Seat W x D: Inches (cm)

PVCM1311824WM

18 x 18 (46 x 46)



PVC

Metal MRI Features

- Safe for use in and around the MRI suite
- Internal width 20" (51 cm); external width 28" (71 cm)
- Constructed of non-magnetic materials
- Features swing-back arms, swing-away footrests

350 lb | 159 kg
weight capacity



Wheelchairs

Hybrid 2™ Transport

Features

- Combination wheelchair and transport chair
- Rear wheels remove with just the push of a button
- Converts easily in seconds
- Tool-free push button adjustable footrests
- Comfortable nylon upholstery
- Includes anti-tippers
- Weighs only 33 lbs (15 kg), 24 lbs (11 kg) in transport

Accessories

Item Number	Description
MDS85181U	Oxygen
MDS85196	Anti-Tip
MDS85183	I.V. Po
MDS85190	Oxygen
MDS85180	5-in-1
WCA806991	Tinne

300 lb | 136 kg
weight capacity



Two Chairs In One!
< Wheelchair
Transport Chair >



MDS806250H2

Translator Combination Transport Chair and Rollator

Features

- Easy-to-adjust push-button footrests lock to sides of translator when not in use
- Breathable nylon upholstery
- Height-adjustable push grips
- Comfortable hand brake
- Restaurant-style permanent armrests
- Convenient side carrying case
- Convenient cup holder
- Roomy, under-seat basket
- Strong carrying handles
- Weighs 18 lbs (8 kg)

250 lb | 113 kg
weight capacity



**Flip it to
convert it!**

In just seconds, our E converts from a rollator to a transport chair and vice-versa. The E allows users to sit down and use the chair when their legs are tired. Chair users can stand up when they want to go. Best of all, you only need the same equipment, rather than



MDS808200TR

Stow-N-Go clips keep footrests locked to the sides when not needed

Item Number	Color	HCPCS
MDS808200TRR	Red	E0143 + E0156



Blue



Red

Wheelchairs

Freedom Transport

Features

- Back folds down for easy storage and transport
- Back side features bottle holder, key ring, cell phone pocket, identification holder and pocket for billfold or iPod
- Comfortable nylon upholstery
- Convenient carrying handles on seat
- Restaurant-style permanent armrests; detachable footrests
- Tool-free push button adjustable footrests
- Convenient FREE cup holder
- Seat belt for safety
- Weighs less than 15 lbs (7 kg)

Accessories

Item Number	Desc
MDS85183FT*	I.V. P
MDS85181FT*	Oxyg
MDS85190FT*	Oxyg
MDS85189FT	Anti-
MDS85196	Anti-
MDSCHAIRCASE	Carry
WCA806991	Tinne

*Recommended for use with

300 lb | 136 kg
weight capacity



MDS808200SLRR

Freedom 2 Transport

Features

- Back folds down for easy storage and transport
- Back side features bottle holder, key ring, cell phone pocket, identification holder and pocket for billfold or iPod
- Comfortable nylon upholstery
- Convenient side bag for extra storage
- Restaurant-style permanent armrest; detachable footrest
- Convenient cup holder
- Seat belt for safety
- Tool-free push button adjustable footrests
- Tool-free adjustable footrests
- Seat Width x Depth: 19" x 16" (48 x 41cm)
- Weighs less than 15 lbs (7 kg)

*\$5.00 from every sale of the MDS808200F2P is donated to the National Breast Cancer Foundation.

Accessories

Item Number	D
MDS85183FT*	I.Y
MDS85181FT*	O
MDS85190FT*	O
MDS85189FT	A
MDS85196	A
WCA806991	TI
MDSCHAIRCASE	C

*Recommended for use v

300 lb | 136 kg
weight capacity



Stow-N-Go clips
keep footrests
locked to the side
when not needed



Wheelchairs

Aluminum Transport with 8" rear wheels

Features

- 8" (20.3 cm) front and rear wheels come standard
- Powder coated aluminum frame is lightweight and durable
- Back folds down for easy storage and transport
- Seat belt for safety
- Comfortable nylon upholstery
- Full length permanent armrest
- Detachable footrests
- Weighs only 19 lbs (8.6 kg)!

Accessories

Item Number	Description
MDS85183FT*	I.V. Pole
MDS85181FT*	Oxygen
MDS85190FT*	Oxygen
MDS85189FT	Anti-Tilt
MDS85196	Anti-Foam
WCA806991	Tinner
MDSCHAIRCASE	Carrying

*Recommended for use with An

300 lb | 136 kg
weight capacity



MDS808200ABE



Aluminum Transport with 12" rear wheels

Features

- 12" (30.5 cm) wheels and handbrakes on top
- Powder coated aluminum frame is lightweight and durable
- Back folds down for easy storage and transport
- Seat belt for safety
- Comfortable nylon upholstery
- Full length permanent armrest
- Detachable footrests
- Larger rear wheels for better performance on uneven outdoor surfaces
- Weighs only 22 lbs (10 kg)!

Accessories

Item Number	Description
MDS85183FT*	I.V. Stand
MDS85181FT*	Oxygen Tank
MDS85190FT*	Oxygen Tank
MDS85189FT	Anti-Tip Wheel
MDS85196	Anti-Tip Wheel
WCA806991	Tinny
MDSCHAIRCASE	Carrying Case

*Recommended for use with

300 lb | 136 kg
weight capacity



MDS808210ARE

Wheelchairs

Steel Transport

Features

- Back folds down for easy storage and transport
- Carbon steel frame with chip-resistant chrome plating
- Comfortable nylon upholstery
- Seat belt for safety
- Padded, full length permanent armrests;
- Detachable footrests
- Weighs 25 lbs (12 kg)

Accessories

Item Number	Desc
MDS85183FT*	I.V. P
MDS85181FT*	Oxyg
MDS85190FT*	Oxyg
MDS85189FT	Anti-
MDS85196	Anti-
WCA806991	Tinn
MDSCHAIRCASE	Carr

*Recommended for use with

300 lb | 136 kg
weight capacity



Basic Steel Transport

Features

- Back folds down for easy storage and transport
- Carbon steel frame with silver powder coat
- Comfortable nylon upholstery
- Seat belt for safety
- Restaurant-style permanent armrests
- Durable plastic arm pads
- Detachable footrests
- Weighs 24 lbs (11 kg)

Accessories

Item Number

MDS85183FT*

MDS85181FT*

MDS85190FT*

MDS85189FT

MDS85196

WCA806991

MDSCHAIRCASE

*Recommended for use

300 lb | 136 kg
weight capacity



Wheelchairs

Freedom Plus Transport

Features

- Back folds down for easy storage and transport
- Handbrakes for better control
- Easy-to-clean vinyl upholstery
- Full length permanent armrests; elevating legrests
- Push bar with foam grip standard
- Tool-free push button adjustable footrests
- Convenient cup holder
- Seat belt for safety
- 12" rear wheels
- Anti-tippers standard
- Chart pocket on back
- Weighs 33 lbs (15 kg)

400 lb | 181 kg
weight capacity



Accessories

Item Number	Description
MDS85183FT*	I.V. Pole
MDS85181FT*	Oxygen
MDS85190FT*	Oxygen
MDS85189FT	Anti-Tip
MDS85196	Anti-Fo
MDSCHAIRCASE	Carrying
WCA806991	Tinner

*Recommended for use with A



Advanced | Pressure Redistribution Cushions



MSCCONPL1816

Medline Contour Plus

A skin protection and positioning cushion. The high resiliency foam features a segmented gel insert and waterfall front that help to support weight and relieve pressure. The incontinence proof PolyX cover is a two-way stretch material for better performance and is easy-to-clean.

HCPCS Code: E2607

Item Number	Seat W x D: Inches (cm)
MSCCONPL1616	16 x 16 (41 x 41)
MSCCONPL1618	16 x 18 (41 x 46)
MSCCONPL1816	18 x 16 (46 x 41)
MSCCONPL1818	18 x 18 (46 x 46)
MSCCONPL2016	20 x 16 (51 x 41)
MSCCONPL2018	20 x 18 (51 x 46)

HCPCS Code:

Item Number
Larger sizes
MSCCONPL2
MSCCONPL2



MSCVIS1816

Medline Visco Form Cushion

Features 4 lb visco memory foam integrated between two pieces of high resiliency foam. With high quality visco elastic memory foam, this cushion molds to the user's exact anatomical contour.

HCPCS Code: No Code

Item Number	Seat W x D: Inches (cm)
MSCVIS1616	16 x 16 x 4 (41 x 41 x 10)



The Saddle Cushion

Promotes proper leg alignment. This zero elevation cushion reduces hip rotation and pelvic obliquity. Contoured leg adductors and abductors increase overall seating surface area, helping to redistribute weight and

HCPCS Code: E

Item Number
MDTSZE1616
MDTSZE1618

Wheelchairs

Advanced | Pressure Redistribution Cushions

Air Cell Cushions


Offer superb pressure relief. These therapeutic cushions provide ultimate care to fragile tissue. Individual cells adjust to each patient's body contours, flexing in multiple directions and decreasing body weight per unit area of the cushion. Made of flame-retardant, latex-free neoprene rubber, it comes with a washable all-way stretch cover and hand pump for inflation. Two heights available.



MSC1S1715

HCPCS Code: E2622

Item Number	Seat W x D: Inches (cm)
4" (10cm) High – Maximum Support	
MSC1S1515	16 x 16 x 4 (41 x 41 x 10)
MSC1S1715	18 x 16 x 4 (46 x 41 x 10)
MSC1S1717	18 x 18 x 4 (46 x 46 x 10)
MSC1S1917	20 x 16 x 4 (51 x 46 x 10)



HCPCS Code: E2622

Item Number	Seat W x D: Inches (cm)
2" (5cm) Short – For Active Patients	
MSC1S1515L	16 x 16 x 2 (41 x 41 x 5)
MSC1S1715L	18 x 16 x 2 (46 x 41 x 5)
MSC1S1717L	18 x 18 x 2 (46 x 46 x 5)
MSC1S1917L	20 x 18 x 2 (51 x 46 x 5)



MSCQS109C

Roho Quadro Select®

An adjustable skin protection and positioning cushion. The revolutionary ISOFLOR® Memory Control offers shape fitting capabilities. With the built-in stability and simplicity of the Quadro Select cushion, you will no longer have to sacrifice maximum skin protection to have stability, positioning, or convenience.



Moderate | Pressure Redistribution Cushions



Medline Contour Basic Cushion Keeps Body Aligned, Reduces Pressure

These single-density foam cushions have a contoured design that aligns hips and legs while reducing pressure on any one area. ShearX all-way stretch cover reduces skin shear and is antimicrobial and fluid-proof. Works with sling or pan style chairs.

HCPSC Code: E2601

Item Number	Seat W x D: Inches (cm)
MSCCB1616	16 x 16 (41 x 41)
MSCCB1816	18 x 16 (46 x 41)

HCPSC Code: E2601

Item Number	Seat W x D: Inches (cm)
MSCCB1818	18 x 18 (46 x 46)
MSCCB2016	20 x 16 (51 x 41)



Medline's Nylex-Covered Gel/Foam Wheelchair Cushions Reduce Pressure

Designed for both comfort and function, Nylex-Covered Gel/Foam wheelchair cushions utilize a gel pack placed between two layers of resilient foam to stabilize wheelchair patients while reducing pressure.

HCPSC Code: E2601

Item Number
MSCPRC31616
MSCPRC31816
MSCPRC31818
MSCPRC32016



Medline Wedge with Gel

This therapeutic cushion has a wedge design that helps prevent patients from sliding forward. Two layers of high-density foam provide a stable foundation, while the four-section gel pack helps relieve pressure. ShearX all-way stretch cover reduces skin shear and is antimicrobial and fluid proof. Cushion has a non-skid bottom and a strap to hold it in place.



Medline Visco Cushion

The Medline Visco Cushion utilizes state-of-the-art visco elastic cradles the patient's bony prominences to redistribute pressure. This reducing cushion has a bottom layer of open cell foam to add a soft feel and comfort. Anti-shear cover is easy-to-clean and is fluid-proof.

HCPSC Code: E2603

Item Number	Seat W x D: Inches (cm)
MSCVC1616	16 x 16 x 3 (41 x 41 x 8)
MSCVC1618	18 x 16 x 3 (46 x 41 x 8)
MSCVC1816	18 x 16 x 3 (46 x 41 x 8)
MSCVC1818	18 x 18 x 3 (46 x 46 x 8)
MSCVC2016	20 x 16 x 3 (51 x 41 x 8)
MSCVC2018	20 x 18 x 3 (51 x 46 x 8)

HCPSC Code: E2603

Item Number
Larger Sizes
MSCVC2218
MSCVC2418

Wheelchairs

Basic | Pressure Redistribution Cushions



MSCPRC21616

Medline 2" Gel Foam Cushion

The Medline pressure reduction gel foam seat cushion is an economical seating surface that provides both comfort and pressure reduction. The gel pack placed between two layers of soft foam helps to redistribute pressure away from bony prominences. Features an easy-to-clean fluid proof cover.

HCPCS Code: E2601

Item Number	Seat W x D: Inches (cm)
MSCPRC21616	16 x 16 x 2 (41 x 41 x 5)
MSCPRC21816	18 x 16 x 2 (46 x 41 x 5)
MSCPRC21818	18 x 18 x 2 (46 x 46 x 5)
MSCPRC22016	20 x 16 x 2 (51 x 41 x 5)

Medline Comfort Cushion

The Medline Comfort Cushion adds comfort and support to any wheelchair. The 3" soft foam cushion helps reduce pressure points and is perfect for low to moderate risk of skin breakdown. Features a fluid-proof, easy-to-clean cover.

HCPCS Code: E2601

Item Number	Seat W x D: Inches (cm)
MSCCOMF1616	16 x 16 x 3 (41 x 41 x 8)
MSCCOMF1618	16 x 18 x 3 (41 x 46 x 8)
MSCCOMF1816	18 x 16 x 3 (46 x 41 x 8)
MSCCOMF1818	18 x 18 x 3 (46 x 46 x 8)
MSCCOMF2016	20 x 16 x 3 (51 x 41 x 8)
MSCCOMF2018	20 x 18 x 3 (51 x 46 x 8)

HCPCS Code: E2601

Item Number
Larger sizes
MSCCOMF2218
MSCCOMF2418



MSC263PM1616

Medline Gel/Foam Pommel Cushion

The pommel cushion is designed to help properly position and align the hips. Center pommel keeps patient's knees separated to reduce skin shear and increase air circulation. The gel pack helps reduce pressure and the foam provides stability and support. Nylex cover is easy-to-clean.

No HCPCS Code

Item Number
MSC263PM1616
MSC263PM1816
MSC263PM1818
MSC263PM2016

Bariatric | Pressure Redistribution Cushions

Accessories I Made for Comfort

Combo Cushion

Medline's combination seat and back cushion features high resiliency convoluted molded foam that incorporates Progressive Support Technology (PST) to ensure the proper degree of cushion firmness for the highest possible pressure relief. Hook and loop strap to secure cushion to wheelchair. Cover is removable, washable and flame retardant.

HCPCS Code: E2601 + E2611

Item Number	Seat W X D: Inches (cm)
MSCCOMB1616	16 x 16 (41 x 41)
MSCCOMB1816	18 x 16 (46 x 41)
MSCCOMB2018	20 x 18 (51 x 46)



HCPCS Code: E2602 + E2612

Item Number	Seat W X D: Inches (cm)
MSCCOMB2218	22 x 18 (56 x 46)
MSCCOMB2418	24 x 18 (61 x 46)

Comfort Lap Tray

The Comfort Half Lap Tray is available with a slide-on mount. The flip-up half lap tray provides a comfortable surface to easily enter and exit the wheelchair. As an alternative option, the lap tray can be easily installed on a standard wheelchair. Available in a full lap tray.



Item Number	Description
MSCMLAPTRYL	Left Hand
MSCMLAPTRYR	Right Hand
MSCMEDLAPTRAY	Full Lap

SideMinder

As a fully adjustable lateral support, the SideMinder is recommended for users with moderate to severe impairment in their ability to maintain proper posture. This support is available with either standard or contoured lateral pads that adjust horizontally or vertically. For even the most difficult to correct postural asymmetries, the SideMinder is fully functional support.

Item Number	Fits Wheelchair Size: Inch (cm)
MDTSDMDR	16-24 (41-61)



Medline Back Cushion

The Medline Back Cushion is a comfortable, contoured backrest that fits in front of a standard wheelchair. It provides the hammock effect of a sling back. Two contoured pads provide support for the entire back. The cushion cover reduces skin shear and is fluid-resistant. It is easy to attach to a wheelchair and is easy to remove.

HCPCS Code: E2611

Item Number	Fits Wheelchair Size: Inch (cm)
-------------	---------------------------------

With Lumbar Support

MSCBL16	16 (41)
MSCBL18	18 (46)
MSCBL20	20 (51)

Without Lumbar Support

MSCB16	16 (41)
MSCB18	18 (46)
MSCB20	20 (51)

The Molded Foot

The Molded Foot offers a comfortable foot support designed with high quality polyurethane foam. It includes a rigid insert molded into the base for additional support. The molded foot can be attached to the wheelchair with straps or



Wheelchairs

Wheelchair Accessory Details



.....
Telescoping I.V. Pole
for Transport Chairs
MDS85183



.....
O2 / I.V. Tank
Combination
Transport Chair
MDS85190

Height Adjustable Removable
Desk-Length Arms for Standard Excel
WCA806966 (not shown)

Height Adjustable Removable
Full-Length Arms for Standard Excel
WCA806967



Height Adjustable Removable
Full-Length Arms For K4
WCA806963K4

Height Adjustable Removable
Desk-Length Arms For K4
WCA806962K4



Quat Plus
TB Disinfectant
TWL11789315



Articulating Legrest
for Hemi-Legrests
WCA806985ART



Medline Clamp-
on Cup Holder
WCACUP



Wheel Lock Handle
Extension
MDS85157PR



Anti-Tip Device
for K4 and Recliner
MDS85189WK4



Anti-Tip Device for
Transport Chairs
MDS85189FT



O2 / I.V. Tank Holder Combination
for Transport Chairs
MDS85190FT



Telescoping I.V. Pole
for Freedom Chairs
MDS85183FT



Wheelchairs

Quick Look Guide

Model	Seat Width Inch (cm)	Seat Depth Inch (cm)	Seat Material	Back Height Inch (cm)	Seat to Floor Inch (cm)	Overall Width Inch (cm)
Excel 2000	16, 18, 20 (41, 46, 51)	16 (41)	Vinyl	16 (41)	16*, 18, 20 (41*, 46, 51)	Add 7.5" (19)
Excel Hybrid	16, 18 (41, 46)	16 (41)	Vinyl	16 (41)	20 (51)	Add 7.5" (19)
Excel Hybrid 2	16, 18 (41, 46)	16 (41)	Nylon	16 (41)	20 (51)	Add 7.5" (19)
Excel K1 Basic	16, 18, 20 (41, 46, 51)	16 (41)	Nylon	16 (41)	18, 20 (46, 51)	Add 7.5" (19)
Excel K2B	16, 18, 20 (41, 46, 51)	16 (41)	Vinyl	16 (41)	16*, 18, 20 (41*, 46, 51)	Add 7.5" (19)
Excel K3	16, 18 (41, 46)	16 (41)	Nylon	16 (41)	16*, 18, 20 (41*, 46, 51)	Add 7.5" (19)
Excel K4	16, 18, 20, 22 (41, 46, 51, 56)	16, 18** (41, 46**)	Nylon	16, 17, 18 (41, 43, 46)	16*, 18, 20 (41*, 46, 51)	Add 7.5" (19)
Excel K4 Basic	16, 18, 20 (41, 46, 51)	16, 18** (41, 46**)	Nylon	16, 17, 18 (41, 43, 46)	16*, 18, 20 (41*, 46, 51)	Add 7.5" (19)
Excel Extra-Wide	20, 22, 24 (51, 56, 61)	18 (46)	Vinyl	16 (41)	18, 20 (46, 51)	Add 7.5" (19)
Excel Shuttle	24, 26, 28, 30 (61, 66, 71, 76)	20 (51)	Nylon	16 (41)	18, 19, 20 (46, 48, 51)	Add 8" (20)
Excel Kidz	14 (36)	12 (30)	Vinyl	17 (43)	14, 16 (36, 41)	Add 8" (20)
Excel Recliner	16, 18, 20, 22 (41, 46, 51, 56)	17 (43)	Vinyl	22 (56)	16*, 18, 20 (41*, 46, 51)	Add 8" (20)
Freedom/ Freedom 2	19 (48)	16 (41)	Nylon	16 (41)	18 (46)	Add 4" (10)
Freedom Plus	22 (56)	18 (46)	Vinyl	16 (41)	20 (51)	Add 4" (10)
Standard Aluminum Transport	19 (48)	16 (41)	Nylon	16 (41)	18 (46)	Add 4" (10)
Deluxe Aluminum	19	16	Nylon	16	18	Add 4"

HCPCS Definitions

Quick Reference Guide

Code	Coverage Criteria	Coding Guidelines
K0001	Basic coverage criteria met	Wheelchair weight: Greater than 36 lbs Seat height: 19" or greater Seat depth and width = 15" or greater Wheels large enough and positioned to propel by user Weight capacity: 250 lbs or less
K0002	Basic coverage criteria met Patient requires lower seat height (17" to 18") because of short stature, or To enable patient to place feet on ground for propulsion	Weight: Greater than 36 lbs Seat height: Less than 19" Seat depth and width = 15" or greater Wheels large enough and positioned to propel by user Weight capacity: 250 lbs or less
K0003	Basic coverage criteria met Patient cannot self-propel in standard wheelchair in home Patient can and does self-propel in lightweight wheelchair	Weight: 34-36 lbs Seat depth and width = 15" or greater Wheels large enough and positioned to propel by user Weight capacity: 250 lbs or less
K0004	Basic coverage criteria met Self-propels wheelchair while engaging in frequent activities in home that cannot be performed in standard or lightweight wheelchair Requires seat width, depth, or height that cannot be accommodated in standard, lightweight or hemi-wheelchair (spends at least two hours per day in wheelchair)	Weight: Less than 34 lbs Seat depth and width = 15" or greater Wheels large enough and positioned to propel by user Lifetime warranty on side frames and crossbraces
K0006	Basic coverage criteria met Patient weighs more than 250 lbs or Patient has severe spasticity	Weight capacity: Greater than 250 lbs Seat depth and width = 15" or greater Wheels large enough and positioned to propel by user
K0007	Basic coverage criteria met Patient weighs more than 300 lbs	Weight capacity: greater than 300 lbs Seat depth and width = 15" or greater Wheels large enough and positioned to propel by user
E1220	Basic coverage criteria met	

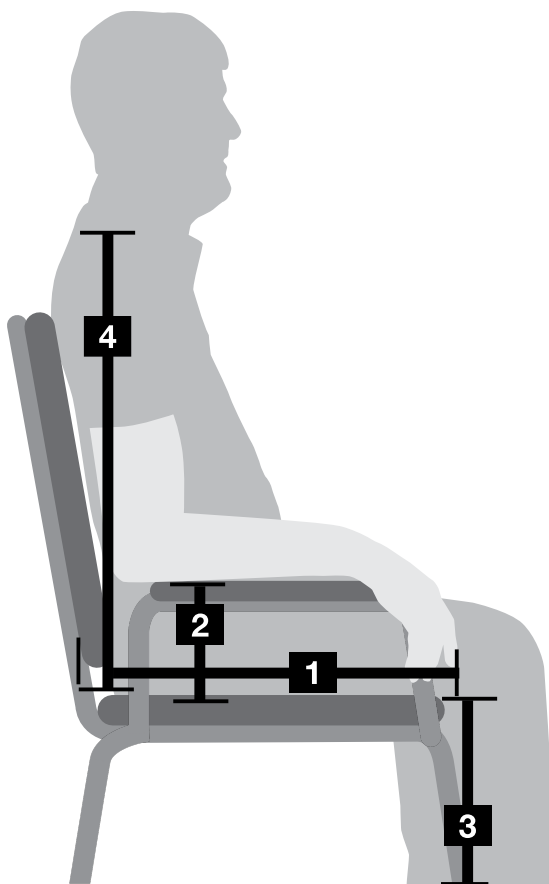
Wheelchairs

How To Determine Which Wheelchair Is The Best Fit

Achieving a proper fit for a user in his or her new wheelchair can be extremely critical to the patient's health and wellness. It can make the difference between either promoting recovery or causing further injury. Some of the issues that an improper fit can cause for the user of the wheelchair are:

- Posture issues
- Breathing problems
- Sores
- Discomfort
- Pelvic issues
- Hip problems

Measure for a perfect fit



1 Determine Seat Size

- Seat width should be determined by measuring the hip in a straight line. Add two inches to this measurement.
- Seat depth should be determined by measuring from the back of the hip to the back of the knee while the user is seated. Subtract one inch from this measurement.

2 Determine Arm Type and Height

- If the user is going to be standing up to transfer, they will require a full-length arm on the wheelchair to support them as they push off to stand.
- Desk-length arms are suggested for users who use tables and desks.
- Determine the height of the wheelchair arm from the elbow to the seat of the chair while the user is holding their arms up with their elbows at a 90-degree angle. Height adjustable arms are suggested.

3 Determine Footrest Style

- Elevating leg rests are always suggested for users who require to raise their legs for conditions such as swelling or injury.
- Determine the length of the footrest by measuring from the back of the knee to the heel of the foot.
- In taller patients, consider using articulating footrests that extend longer as the elevating footrests are used.

4 Determine Back Height

- Determine the measurement from the top of the collarbone down to the seat while the user is sitting.
- Taller back heights may be required for users who need upper trunk support or other support devices installed for the user.

5 Determine Floor to Seat Height

- Determine if the user will need to use a footrest to stand or move. Measure the distance between the floor and the heel to determine the seat to floor height.

Si

Bed Ac

M

S

Trap

Overb

Home Care Beds

High-Quality Beds

Medline beds meet or exceed very stringent dynamic and static load requirements. Each bed is inspected and fully system tested at maximum weight capacity.

Overall Cost Effectiveness

As National Competitive Bidding (NCB) moves forward, reimbursements are being slashed by up to 30 percent.¹ To offset these reductions, it's more important than ever to find new ways to cut costs:

- Reduced overall cost of ownership – Because Medline beds stand the test of time, we offer some of the longest warranties in the industry.
- Reduced risks – Medline has beds and motors that are very light, reducing the risk of back injuries or property damage during storage, setup and transport.
- Economical beds for rentals that you expect to cap out – Our Basic beds offer a lower price-point to help reduce your up-front costs, and they still come with a generous five-year warranty.
- Increased efficiency – The electronics on Medline's MedLite beds are washable, so cleaning doesn't require removal of the motor. And with our wide selection, you can get everything you need, without having to shop around.

Reliable Service

Medline has a large staff of friendly home care bed specialists, sales representatives and customer service agents who are available to help you with world-class support.



Reference:

1. Medicare to Save Taxpayers And Beneficiaries \$28 Billion Bidding Program. Centers for Medicare and Medicaid Services.

<http://www.cms.gov/apps/media/press/release.asp?Counter=10&checkDate=&checkKey=2&srchType=2&numDays=0&showAll=1&pYea. Accessed 10/5/2011.>



MedLite Beds

High-Quality

- Premium Linak® motors provide smooth reliable operation for years
- Recessed headspring supports and foot assembly reduce the chance of pinching and injuries

Light

- We have some of the industry's lightest beds, making transport, setup and storage much easier
- Our MedLite semi-electric bed weighs only 137 lbs (62 kgs)
- The 24V DC motors are also lightweight – and quiet

Strong

- An extra steel plate is welded to the middle of the frame ensuring strong and stable support
- Painted frames have three coats of enamel plus a clear coat for a strong, chip and scratch-resistant finish
- Durable plastic woodgrain end panels resist breakage
- Heavy-duty remotes resist breakage and moisture

Light beds with a great warranty! MedLite beds help reduce the risk of back injuries or property damage because they are among the lightest home care beds in the industry.

Full-Electric

Specifications

Assembled wt	145 lbs. (66 kg)
Height range	14.5"-22.5" (37–57 cm)
Weight capacity	450 lbs. (204 kg)
Casters	Four (2 locking) 3" (8 cm)
Warranty	5 years for electrical and mechanical components; lifetime for the bed frame

Item Number	Description
MDR107003L	Full Electric Bed



Semi-Electric

Specifications

Assembled wt	137 lbs. (62 kg)
--------------	------------------



Among care b

Home Care Beds

Basic Full- and Semi-Electric Beds

Light

- Easy to transport with a foot section that weighs just 42 lbs (19 kgs)

Easy-To-Use

- Convenient DC motor box snaps off quickly, making delivery, setup, and routine maintenance easier

Safe

- A 9V battery back up allows movement to lowest bed position during power failures (batteries not included)
- Headspring supports recessed to resist pinching and injuries
- Foot assembly recessed to reduce chance of pinching

High

- 5-year and mechanical
- 100% certified

Comfort and reliability at an economical price

Basic Full-Electric Beds

Provides high reliability at an economical price



MDR107003E

Basic Semi-Electric Bed

Features both a smooth high-low motor and a traditional hand crank



MDR107002E

Features

- Light weight – foot section weighs just 42 lbs. (19 kg)
- Convenient DC motor box snaps off quickly, making delivery, setup, and routine maintenance much easier
- 9V battery backup allows lowering during power failures (battery not included)

Specifications

Height range	15"-20" (38 cm-51 cm)
Bed deck dimensions	80" (203 cm) x 36" (91 cm)
Assembled weight	Full 155 lbs. (70 kg) Semi 147 lbs. (66.7 kg)
Weight capacity	450 lbs. (204 kg)
Casters	Four (2 locking)
Warranty	5-years for electrical and

Transport your ease. Just fo

- Makes beds easy to transport and efficient storage



MedLite and Basic Full-Electric Low Beds

Features

- Low height helps minimize the possibility of injuries for patients who are at risk of falling out of bed
- Premium, quiet Linak motors provide dynamic movement without disturbing other family members
- Recessed headspring supports and foot assembly reduce the chance of pinching and injuries
- An extra steel plate is welded to the middle of the frame ensuring strong and stable support

For Mattresses and Accessories see pages 109-111

Help reduce falling injuries!

This bed can be lowered to 9.5" (24 cm) of f the floor.

Only 9.5" from floor to bed deck in lowest position!

Item Number	Description
MDR107003LO	MedLite Full-Electric Bed
MDR107003ELO	Full Basic Electric Low Bed

MedLite Specific

- Height range 9
- Assembled weight 1
- Weight capacity 4
- Casters F
- Warranty 5



Basic Specificati

- Height range 9
- Assembled weight 1
- Weight capacity 4
- Casters F
- Warranty 2



Convert your Full Electric MedLite bed into the MedLite Low bed!

Home Care Beds

NEW! Medline Simplicity™ Bed

Light

- Easy to transport – weighs just 102 lbs (46 kgs) without motor
- Ship in one box for your delivery convenience

Easy-To-Use

- Convenient DC-motor snaps off quickly for faster delivery and set up
- Head and foot board are interchangeable

Safe

- A 9V battery back up allows movement to the lowest bed position during power failures
- Non-slip feet with variable height adjustment
- Head and foot spring supports assembly recessed to reduce the chance of pinching

High

- 5-year warranty
- 100% satisfaction guarantee

This is the perfect bed for competitive bidding!



For Mattresses and Accessories
see pages 109-111

Item Number	Description
MDR107001	Semi-Electric Medline Simplicity™ Bed

Check out our new half rails on

Bariatric Full-Electric Bed

Split-spring design provides for easy setup with minimal tools and trouble-free delivery. Three powerful AC motors raise the head section, foot section and overall height with ultra-quiet and smooth operation.

Features

- Split-frame design provides for easy setup with minimal tools and trouble-free delivery
- Mattress not included
- Three AC motors for the head section, foot section, and overall height

Specifications

Weight capacity	600 lbs. (272 kg)
Extra-wide pan deck	42" (107 cm) x 80" (203 cm)
Assembled weight	320 lbs. (145 kg)
Height range	18"-26.5" (46 cm-67 cm)
Casters	Four (2 locking)
Warranty	2 years for electrical and mechanical components; lifetime for the bed frame

Item Number	Description
MDR107004	Bariatric Full-Electric Bed



Strong

- Comfortably accommodates larger patients with a 600 lb. (272 kg) weight capacity and an extra-wide deck: 42" (107 cm) x 80" (203 cm)
- Reinforced pan deck creates a strong bedding surface

Easy

- Split-frame design sets up with minimal tools and simplifies delivery
- Smooth rolling casters allow easy positioning of bed

Reliable

- Strong AC motors provide reliable lifting for years
- Durable remote features easy-to-access buttons

Premium Extra Weight Capacity Full-Electric Bariatric Bed

Ultra-strong beds with a full 1,000 lb. (454 kg) weight capacity



BHAKP48801
Mattress included.
Bed rails sold separately

Features

- Linak motors without disturbing residents
- Includes mattress
- Foot section of plateaus to help extremities
- Multiple...

Home Care Beds

Premium Full-Electric Bariatric Beds

Two available widths in one easy-to-operate bed. Slide feature adjusts the bed width from 38"-48" (97-122 cm), allowing the bed to be used as a gurney for easy transfer through doorways.

Features

- Linak motors allow for dynamic movement without disturbing a partner or surrounding residents
- Foot section does not pitch down, but plateaus to help reduce edema of lower extremities
- Includes mattress
- Three DC motors for the head section, foot section and overall height
- Optional bed-mounted trapeze, 6" (15 cm) extended length to 86" (218 cm), heavy-duty side rails and digital scale

Specifications

Weight capacity	750 lbs. (340 kg)
Height range	15"-28" (38-71 cm)
Casters	Four locking casters
Warranty	1 year for electrical and mechanical components; 5 years for the bed frame



Item Number	Description
BHAQP3880	38"W (97 cm) Full-Electric Bariatric Bed
BHAQP4880	48"W (122 cm) Full-Electric Bariatric Bed
BHAQP5480	54"W (137 cm) Full-Electric Bariatric Bed
BHAQP6080	60"W (152 cm) Full-Electric Bariatric Bed
BHAQP3848	Adjustable-Width Bariatric Bed
BHARA01920	Bed Rails
BHARA01920EX	Bed Rails for Low-Air Loss Mattress
BHATRQP48	Trapeze for Full-Electric Bariatric Bed

Premium Low-Height Full-Electric Bariatric Beds

Low height helps minimize the possibility of injuries for patients who pose a risk of falling out of the bed.

Features

- Linak motors allow for dynamic movement without disturbing a partner or surrounding residents
- Foot section does not pitch down, but plateaus to reduce edema of lower extremities
- Includes mattress



MedLite and Basic Bed Accessories

Low Bed Conversion Kit

Convert your Full-Electric MedLite bed into a MedLite Low bed!

- Easy installation – no tools needed!

Item Number	Description
MDSLOWBED	MedLite Low Bed Conversion Kit
MDSLOWBASIC	Basic Low Bed Conversion Kit



4" (10 cm) Bed Extension Kit

Increases bed length from 80" to 84" (203 to 213 cm)

- Easy assembly – no tools needed!
- Retains 450 lb (204 kg) capacity

Item Number	Description
MDR630EXTN	4" (10 cm) for MedLite Bed
MDRBEDEXT	4" (10 cm) for Basic Bed



Trans

Makes
and fac

Item Nu

MDSB



Mattresses

Durable 8-oz. vinyl mattresses feature antimicrobial ticking

- Inverted side seams for patient comfort and caretaker convenience
- Your choice of innersprings, standard foam or high performance fiber



Innerspring

Item Number	L x W x H: Inch (cm)	Weight Capacity
MDR237827	80 x 36 x 7 (203 x 91 x 18)	250 lbs. (113 kg)
MDR237827L	84 x 36 x 7 (213 x 91 x 18)	250 lbs. (113 kg)
MDR230982	80 x 35 x 8 (203 x 89 x 20)	400 lbs. (181 kg)

Standard Foam

Item Number	L x W x H: Inch (cm)	Weight Capacity
MDR230981	80 x 36 x 6 (203 x 91 x 15)	350 lbs. (159 kg)
MDR230981L	84 x 36 x 6 (213 x 91 x 15)	350 lbs. (159 kg)
MDR211892	80 x 42 x 6 (203 x 107 x 15)	600 lbs. (272 kg)

Home Care Beds


Side Rails

Safety and security allows rest, without worry


Standard Side Rails

Tool-free installation!

- Attractive hammertone finish hides fingerprints and complements home décor
- Spacing between bars is less than 4" (10 cm) for patient safety
- MDS89694N adjusts in length from 48" to 72" (122 to 183 cm)
- All rails meet FDA Entrapment Guidelines
- New dual-purpose rails (MDS89698N) can be used as guard and assist rails



Item Number	Description
MDS89694N	Full Side Rail, 4 Bar Telesco



Item Number	Description
MDS89698N	Half Rail, Double Bars




Item Number	Description
MDS89697	Half Rail, Small Gap Clamp-

Bariatric Side Rails

Easy installation with minimal tools.

- Pull knob to adjust height of the rail
- Rail mounts to the pan deck under the mattress for a safe and solid mount
- Rail is easily and quickly removable with a pull of the button



Trapeze Bars

Giving a hand in changing or transferring positions

- Frames are constructed with heavy-gauge steel for maximum strength and support



Standard Trapeze Bar

Wall bumpers and padded mounting brackets protect bed ends and wall surfaces.

- Assembles without tools
- Optional base allows trapeze to be free standing
- Assisted weight capacity: 250 lbs. (113 kg)

Item Number	Description
MDS80615T	Trapeze Bar
MDS80616T	Trapeze Base (Optional)

Mounts to bed or optional base.

Lightweight, Bariatric Trapeze Bar

Lightweight and easy-to-assemble for transport

- Assisted weight capacity of 500 lbs. (227 kg)
- Assisted weight capacity: 55 lbs. (25 kg)

Item Number	Description
MDS500TPZ	Bariatric Trapeze Bar

Bariatric Trapeze Bar

Four-piece sub-assembly reduces set-up

- Tool-free design
- Assisted weight capacity: 500 lbs. (454 kg)

Item Number
MDS1000TPZ

Overbed Tables

Ideal for reading, eating and writing

- Holds up to 50 lbs. (23 kg)



Growing Number of Injuries Among Delivery Drivers

US Department of Labor Statistics on Occupational Injuries

Increase of 24 percent for light or delivery service truck drivers!



KEY FINDINGS:

Despite the total decrease in the incidence rate, the following occupations in the private sector had increases in their rates:

- Light or delivery service truck drivers **(increased 24 percent)**
- Restaurant cooks (increased 20 percent)
- Landscapers and grounds-keepers (increased 10 percent)
- Registered nurses (increased 5 percent)

The number of reported nonfatal occupational injury and illness cases that required time away from work to recuperate decreased by 9 percent in 2009 for private industry and local government, according to the Bureau of Labor Statistics. The incidence rate decreased 5 percent to 117 cases per 10,000 full-time workers. Some of the decline in case counts may be attributed to economic factors, including a decrease in total hours worked, particularly in construction and manufacturing.

CASE CHARACTERISTICS

Overexertion accounted for 22 percent of all occupational injuries and illnesses. Of the seven occupations with high case counts and incidence rates, it was the leading cause of exposure for nursing aides, orderlies and attendants; janitors and cleaners (except driver/sales workers).

Table A

Percent of Total Musculoskeletal Disorders by Selected Body Part

Occupation	Total	Shoulder	Back	Abdomen	Arm	Wrist
Truck drivers, light or delivery services	100	12.6	47.6	5.2	3.7	1.0

Table B

Nonfatal Occupational Injuries and Illnesses Involving Days Away from Work

Occupation	Number	Median Days Away From Work
Truck drivers, light or delivery services	31,600	14

The study also showed that with truck drivers, light or delivery services, the median number of days away from work as a result of these injuries. With statistics like these, employers can't afford to take delivery drivers' backs for granted.

Adapted from Nonfatal Occupational Injuries and Illnesses Requiring Days Away From Work

Lifting

Star

Floor Lift Referen

Evaluate Your

Sololifts and

Ga

Patient Safet

Transf

Transf

S



Falls Management and Safe Patient Handling: Growing Concerns

Each year one-third of adults 65 and older experiences a fall.¹ Among those who fall, 20 to 30 percent suffer moderate to severe injuries that make it hard for them to get around or live independently, and increase their risk of early death.¹ Recent compliance regulations, as outlined by the Joint Commission's Patient Safety Goals and the Centers for Medicare and Medicaid Services (CMS) guidelines, have created increased urgency for the prevention of patient and resident falls.^{2,3}

Falls and safe patient handling go hand in hand. Patients who are not handled properly are more likely to fall. Also, improving the safety of patient handling has come to the forefront as greater numbers of healthcare workers sustain injuries on the job. In 2009 more than 46,000 registered nurses, licensed practical nurses, nurse's aides and other healthcare workers reported injuries related to

provide a more secure process for lifting, moving and repositioning and also help prevent injuries. Caregivers also comment that use of the equipment lessens patient anxiety and enhances their autonomy. Research shows that use of the equipment reduces staff injuries and loss of time.

Education and Product Intervention

Medline can help healthcare facilities with falls management and enhance safe patient handling with a number of useful products to be used in conjunction with a comprehensive falls management program. We hope you will find this guide helpful in your efforts about falls and safe patient handling. Please contact your facility select appropriate products. We encourage you to consider participating in Medline's Falls Management Program and Safe (N-Easy) Lifting Program.

Bath Lift

Designed to assist you or a family member to bathe safely and comfortably.

Features

- Simple up/down buttons raise and lower you into the water
- Easy-to-clean with just soap or mild detergent
- The unit comes apart in 3 sections making it easy to store or transport
- Comfortable soft foam seat and contoured backrest
- Secure installation – side panels are supported by tub walls and suction cups hold lift securely in place to bottom of tub
- Quick rechargeable control

Specifications

Weight capacity 300 lb (136 kg)
Latex Free Yes

Item Number	Description
MDS300BL	300 lb (136 kg) Bathtub Lift



Patient Handling

Stand Assists

Stand assists are used for lifting residents who are partially dependent, have some weight-bearing capacity, are cooperative, can sit up on the edge of the bed with or without assistance, and are able to bend hips, knees, and ankles. Transfers include moving to and from beds, chairs, bathing, and toileting.

Manual Stand Assist

Features

- STA204 features industry-leading 450 lb (204 kg) weight capacity and spreadable base
- Appropriate for partial weight-bearing patients with some upper body strength
- Perfect for functional rehabilitation therapy
- Affordable alternative to battery-powered stand assists
- Patient grasps an assist bar and pulls up using their upper body strength

Item Number	Description	Seat Width
STA182	400 lb (181 kg)	20" (51 cm)
STA204	450 lb (204 kg)	20" (51 cm)



Battery-Powered Stand Assist

Features

- NEW removable battery pack for convenient off-board charging
- Appropriate for partial weight-bearing patients
- Removable foot platform for gait training
- Battery-powered stand assists available in 3 weight capacities
- Controls are easy-to-operate

Specifications

Cradle type	6 point
Battery voltage	24V battery, 80-100 lifts/charge
Warranty	3 years for mechanical/electrical components; 1 year for battery



Elevating Floor Lifts

Patient lift devices are used for patients who are non-weight-bearing, partially weight-bearing, disabled physically, developmentally, or have other physical limitations. Transfers may be to and from beds, chairs, floor to bed, lateral transfers, bathing, and toileting.

Hydraulic 400 Lb (181 Kg) Lift

Features

- Base opens with an easy hand lever
- MDS88200D comes with an easy-to-use FREE full-body sling packaged inside box
- Locking brakes for safety

Specifications

Weight capacity	400 lb (181 kg)
Cradle type	6 point
Warranty	3 years

Item Number	Description
MDS88200D	400 lb (181 kg) Hydraulic Lift (with sling)
MDS88200HL	400 lb (181 kg) Hydraulic Lift (without sling)



Powered Elevating Floor Lift

Features

- NEW removable battery pack for convenient off-board charging
- Base legs on powered lifts spread with a reliable, easy-to-operate foot pedal
- Low-profile, base legs easily move under beds and other furniture
- Controls are easy-to-operate and common between lifts
- 6-point sling cradles provide flexibility for maximum comfort and safety

Specifications


Cradle type	6 point
Battery voltage	24V DC
Average lifts/charge	80-100
Warranty	3 years for mechanical/electrical components; 1 year for battery; 1 year for electronic scale

Item Number	Description
-------------	-------------




Patient Handling

Technical Specification Chart and Reference Guide



A **\$1,000 Value Comprehensive Safe 'n Easy Lifting Program**

is included with the purchase of two or more powered lifts/stand assists! See page 114 for details on this and Medline's Falls Program.



Stand Assist MDS400SA

Stand Assist MDS400SA

	Stand Assist MDS400SA	Stand Assist MDS400SA
Weight Capacity	400 lb (181 kg)	600
Finish	White Powder Coat Finish	White
Cradle Type	6 Point	6 Point
Battery Voltage	24V DC	24V
Average Lifts/Charge	80-100	80-100
Base Spreader Type	Foot Pedal	Foot
Overall Ht. of Base	4.6" (11.7 cm)	4.6"
Outside Width of Base (open/closed)	37"/26.5" (94 cm/67 cm)	37"/26.5"
Inside Width of Base (open/closed)	32.5"/22" (82.5 cm/56 cm)	32.5"/22"
Overall Length	40" (102 cm)	40" (102 cm)
Can Lift from Floor?	N/A	N/A
Overall Lift Height	N/A	N/A



**Hydraulic Elevating Lift
MDS88200D, MDS88200HL**



**Powered Elevating Lift
MDS400EL***



**Powered Elevating Lift
MDS600EL***


400 lb (181 kg)	400 lb (181 kg)	600 lb (272 kg)
Gray Hammertone Finish	White Powder Coat Finish	White Powder Coat Finish
6 Point	6 Point	6 Point
N/A	24V DC	24V DC
N/A	80-100	80-100
Arm Lever	Foot Pedal	Foot Pedal
5.5" (14 cm)	4.6" (11.7 cm)	6" (15.2 cm)
31.5"/26" (80 cm/66 cm)	38"/26.5" (7 cm/67 cm)	43"/26.5" (110 cm/67 cm)
28.5"/23" (72 cm/58 cm)	33.5"/22" (85 cm/56 cm)	38"/22" (96 cm/56 cm)
42" (107 cm)	41" (104 cm)	50" (127 cm)
Yes	Yes	Yes
73" (185 cm)	65" (165 cm)	71" (180 cm)

Patient Handling

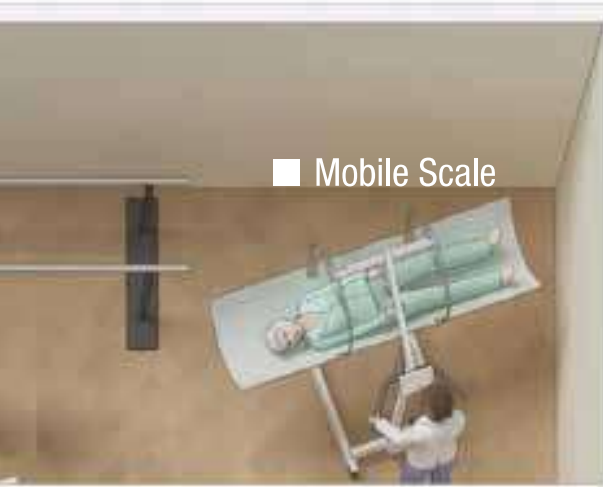
Medline Has the Right Patient Handling Equipment For Your Entire Facility

Bariatric Room and Bathroom

Bathing Room




Rehab Room



Exam Room



Intensive Care



Patient Handling

Full Body Slings

Designed with comfort and safety in mind, these slings feature a unique, fully padded fabric that forms a soft yet supportive surface. The full-body slings have a 4-point hookup. Full body slings have the primary advantage of fewer loops to connect to the cradle, as well as versatility to be used with either 4-point or 6-point lift cradles.

Washable for 4-Point or 6-Point Cradles



MDSR113



MDSR115

Solid Fabric Slings

Item Number	Description
MDSMR112	450 lb
MDSMR113	450 lb
MDSR117	450 lb

Mesh Slings

Item Number	Description
MDSMR110	450 lb
MDSMR111	450 lb
MDSMR140	600 lb

Mesh Slings with

Item Number	Description
MDSMR114	450 lb
MDSMR115	450 lb
MDSMR116	450 lb
MDSR141	600 lb

Padded Toileting Slings

Specifically designed for toileting and hygiene functions, the large opening around the seat of the sling facilitates dressing and undressing for toileting. These slings also feature a unique, fully padded fabric that forms a soft yet supportive surface. The stretch-resistant material means the slings will hold their shape for extended support and easy positioning. Patient must have



U-Shaped Slings

Designed for comfort and created to be easy-to-use, the u-shaped sling is a secure, easy-to-purpose sling. U-shaped slings have the advantage of being easy to put under and remove from



Washable Slings For 6-Point Cradles Only

Mesh Slings/No Head Support

Item Number	Description
MDSMM2	400 lb (181 kg) Medium
MDSMM3	400 lb (181 kg) Large

Mesh Slings With Head Support

Item Number	Description
MDSMHS1	400 lb (181 kg) Medium
MDSMMHS2	400 lb (181 kg) Large
MDSMHS3	400 lb (181 kg) Large

Padded Fabric Sling/With Head Support

Item Number	Description
MDSPHS1	400 lb (181 kg) Small
MDSMPHS2	400 lb (181 kg) Medium
MDSPHS3	400 lb (181 kg) Large
MDSPHS4	600 lb (272 kg) Bariatric

Padded Fabric Slings/With Head Support

Item Number	Description
MDSMP2	400 lb (181 kg) Medium
MDSMP3	400 lb (181 kg) Large
MDSP4	600 lb (272 kg) Bariatric



MDSMPHC70012



MDSHC70012

Padded Fabric Slings/No Head Support

Item Number	Description
MDSHC70002	Medium 500 lb (227 kg) (best fit)
MDSHC70001	Large 500 lb (227 kg) (best fit)
MDSHC70000	X-Large 600 lb (272 kg) (best fit)

Padded Fabric Slings With Head Support

Item Number	Description
MDSMPHC70012	Medium 500 lb (227 kg) (best fit)
MDSHC70011	Large 500 lb (227 kg) (best fit)
MDSHC70010	X-Large 600 lb (272 kg) (best fit)

Disposable For 6-Point Cradles Only

Disposable slings are great for reducing cross-contamination. They are intended for single patient use. Disposable slings are not to be laundered. They are to be disposed of before they begin to show signs of wear.

U-Shaped Disposable Slings

Item Number	Description
-------------	-------------

Patient Handling

Stand Assist Slings

For use with Medline’s stand assist lifts, these slings provide the extra support the patient needs to stand. The best feature of the Medline stand assist sling is the extra padding in the lumbar and under-arm areas for improved patient comfort.



MDSSA3



Washable Stand Assist Padded Slings

Item Number	Description
MDSSA1	400 lb (181 kg) Small
MDSMSA2	400 lb (181 kg) Medium
MDSSA3	400 lb (181 kg) Large
MDSSA4	600 lb (272 kg) Bariatric

Optional Accessory – Stand Assist Buttock Straps

MDSMBSS	400 lb (181 kg) Standard
MDSBSB	600 lb (272 kg) Bariatric


Disposable Slings

Disposable slings are great for reducing contamination. They are intended for single use. Disposable slings are not to be laundered and should be disposed of before they begin to show signs of wear.

Single Patient Stand Assist Slings

Item Number	Description
MDSMDSA662	Medium, 400 lb (181 kg) Torso 29"-48" (74-122 cm)
MDSDSA663	Large, 400 lb (181 kg) Torso 36"-60" (91-152 cm)

Sling Specifications Determination Chart



	Small	Medium	Large
1. Measure circumference in inches around the shoulders (A)			
<i>U-Shaped Universal Slings</i>	28"-45" (71-114 cm)	37"-57" (94-145 cm)	47"-67" (119-170 cm)
2. Measure circumference in inches around the chest (B)			

Evaluating Your Patient Handling Program

If you answer “NO” to any of the questions below, there are opportunities for improvement.

YES NO

1. **Are we designing tasks to limit the amount of weight nurses lift?** *(35 pounds is the maximum weight a nurse should be expected to lift.)*³
2. **Are we avoiding manual handling of patients as much as possible?** *(Skin tears and falls can sometimes be traced back to manual handling.)*
3. **Are we avoiding light duty as much as possible by preventing injuries?** *(Morale problems sometimes stem from light duty assignments among nurses.)*
4. **Are we decreasing our workers compensation claims by enforcing safe patient lifting?** *(Back injuries can cost as much as \$50,000 in some cases.)*²
5. **Are we successfully retaining our best nurses?** *(12% of nurses exit the profession due to chronic back pain.)*¹
6. **Do we have an effective and consistent means of determining if and how a patient should be handled by a mechanical lift?** *(A proper assessment should consider a patient’s complete medical history, current physical condition and cognitive state.)*
7. **Are we properly training our nurses and do they comply with our lifting policy?** *(Lifting policies are sometimes ignored, with nurses choosing to manually handle patients.)*
8. **Do we have enough patient lifts?** *(You should have at least 1 lift for every 8 patients who require it.)*⁴



Studies show that 52% of all nurses experience significant back pain, and 12% of nurses in the profession become disabled due to back pain.¹ Financially, a back injury can cost more than \$50,000 in compensation, lost productivity, light duty, and other costs. These statistics show that healthcare institutions have to implement the right programs and policies to reduce further injuries to workers and patients.

Patient Handling

Rifton® Equipment Rehab SoloLift and SoloVest

Lifts to support your facility's rehabilitation department.

SoloLift

- Supports all patients, up to 350 lbs., even those with no weight-bearing ability.
- Enables a single caregiver to transfer a patient to and from a wheelchair, chair, toilet, gait trainer, bed, or the floor.
- Creates many new opportunities for easier and more dignified transfers by lifting patients in a natural sit-to-stand arc, from above the waist, using the specialized SoloVest.

Specifications

Overall Length	48" (122 cm)
Overall Width	31" (79 cm) min – 52" (132 cm) max
Overall Height	39" (99 cm) min – 72.5" (185 cm) max
SoloLift Weight	140 lbs (64 kgs)
SoloVest Weight	5 lbs (2.3 kgs)

Item Number	Description
MDSR711	Frame, SoloLift, R711
MDSR712	Frame, SoloLift, with Scale, R712
MDSR706	Cord, Power Supply, R706



MDSR703



MDSR701



SoloVest

- With no straps below the waist, preparing the patient for transfer is easier, and clothing remains accessible for toileting.
- Foam padding helps ensure comfort and skin protection around the patient's arms and upper torso.

Item Number	Description
MDSR703	SoloVest, 350 lb (159 kg) Girth: 22"-34" (56-86 cm)
MDSR701	SoloVest, 350 lb (159 kg) Girth: 28"-40" (71-102 cm)

Gait Pacer

- Prompts mount anywhere; no tools required
- Simple two-handed height adjusts in 1" increments
- Innovative casters with separate swivel lock, brake, variable drag and one-way ratchet control
- Fits easily in car trunks and through 32" door frames
- Easy rear access for transfers from SoloLift
- Patients can face either way (posterior or anterior)

Item Number Description

Medium, Large and X-Large Gait Pacers and Accessories

MDSK521	Frame, Medium For Gait Pacer
MDSK531	Frame, Large For Gait Pacer
MDSK544	Frame, XL, For Gait Pacer
MDSK518	Tray, Communication, K518
MDSK524	Prompt, Chest, Medium, K524
MDSK532	Set, Prompt, Large Arm, K532
MDSK533	Positioner, Hip, K533
MDSK534	Prompt, Chest, Large, K534
MDSK535	Set, Prompt, Thigh, K535
MDSK542	Pad, Positioner, Hip, K542
MDSK546	Set, Prompt, Ankle, K546
MDSK526	Set, Prompt, Ankle, Med, F/Gait Pacer
MDSK536	Set, Prompt, Ankle, Large, F/Gait Pacer



Frame Colors



Red Blue Raspberry Champagne
 Large X-Large

Item Dimensions	Medium	Large	X-Large
Arm Proper Height	24"-34" (61-86 cm)	31"-46" (79-117 cm)	34"-50"
Overall Width x Length	26" x 32" (66 x 81 cm)	27½" x 38" (70 x 97 cm)	32" x 44"
Chest Prompt Height (Top Edge)	28"-38" (71-97 cm)	35"-50" (89-127 cm)	39"-54"
Frame Height	21"-26" (53-66 cm)	28"-38" (71-97 cm)	31½"-44"
Folded	32" x 26" x 17" (81 x 66 x 43 cm)	38" x 27½" x 17½" (97 x 70 x 44 cm)	45" x 38" x 17" (114 x 97 x 43 cm)
Frame Weight	15 lbs (7 kg)	27½ lbs (12½ kg)	45 lbs (20 kg)
Max. Working Load	150 lb (68 kg)	200 lb (91 kg)	275 lb (125 kg)
Chest Prompt Circumference	22"-40" (56-102 cm)	28"-50" (71-127 cm)	28"-50"



Patient Handling

Gait Belts

Gait belts are designed to make it easier for caregivers to assist patients with less risk of back injury.

Wipe-able Polypro Gait Belts

Features

- Sturdy quick-release or metal buckles make it easy for caregivers to assist patients during transfers
- Polypropylene material means gait belts can be wiped down between uses
- Available in regular: 60" (154 cm) and bariatric: 72" (183 cm) sizing

Item Number	Length: Inch (cm)	Description	Color	Pkg
MDT821206BLU	60 (154)	Plastic Quick-Release Buckle	Blue	1/cs
MDT821206RAIN	60 (154)	Plastic Quick-Release Buckle	Rainbow	1/cs
MDT821207BLU	60 (154)	Metal Buckle	Blue	1/cs
MDT821207BLUL	72 (183)	Metal Buckle	Blue	1/cs



Washable Cotton Gait Belts

Features

- Washable cotton material means these belts are reusable
- Available in petite: 54" (137 cm), regular: 60" (154 cm), and bariatric: 72" (183 cm) sizing
- Variety of colors, including falls management yellow, to fit your facility's needs

Item Number	Length: Inch (cm)	Description	Color	Pkg
MDT821203B	60 (154)	Metal Buckle	Black	1/cs
MDT821203BL	72" (183)	Metal Buckle	Black	1/cs
MDT821203BS	54" (137)	Metal Buckle	Black	1/cs
MDT821203	60" (154)	Metal Buckle	Striped	1/cs
MDT828203	60" (154)	Metal Buckle	Striped	6/cs
MDT821203L	72" (183)	Metal Buckle	Striped	1/cs



Deluxe Gait Belts with Handles

Features

- Deluxe Gait Belt with Handles and Quick-Release Buckle
- Fits patients from 28" (cm) to 55" (cm)
- Has 6 different handles for a variety of grips
- Back section is 4" (cm) high for extra support and security

Item Number	Description	Pkg
MDT821203DLX	Deluxe Gait belt with Handles	10/cs



Nylon Stretcher Belt

Features

- Nylon web belt has quick-release buckles for easy on and off in an emergency situation
- Single piece construction

Item Number	Description	Pkg
MDT824000	74" Quick-Release	1/cs



Security devices are designed for use with certain patient populations to keep them safe.

Wheelchair Waist Belts

Features

- Helps keep patients upright and prevents sliding
- Optional quick-release feature gives patients option to self-release
- Optional slide buckle reduces pressure and increases patient comfort
- Optional foam front pad reduces pressure and increases patient comfort



Patient Handling

Washable Patient Safety Limb Holders

Features

- Variety of padding and strap styles to fit your facilities needs
- Strong and durable, resists pulling
- Washable for re-use



Item Number	Description	Pkg
MDT823080	Padded, Buckle Closure, Detachable Strap	1 pr/cs
MDT829052	Cotton with Synthetic Fur, Button-and-Loop Closure, Single-Attached Straps	6 pr/cs
MDT823040	Polyester with Synthetic Fur, Hook-and-Loop Closure, Double Strap	1 pr/cs
MDT823100	Quilted, Quick-Release Closure, Double Strap	1 pr/cs
MDT829082C	Cotton with Synthetic Fur, Metal Buckle Closure, Double Strap	6 pr/cs
MDT823062	Cotton Flannel, Adjustable Tie Closure, Double Straps	1 pr/cs
MDT829070C	Orthopedic Felt, Metal Buckle Closure, Double Straps	6 pr/cs
PSY2552	Quilted, Quick-Release Closure, Single Strap	1 pr/cs
PSY2791PR	Neoprene, Hook-and-Loop Closure, Single Strap	1 pr/cs
PSY2790PR	Neoprene, Hook-and-Loop Closure, Double Strap	1 pr/cs
PSY2202	Leather with Suede, Metal Buckle Closure, Cuff	1 pr/cs

Disposable Personal Safety Limb Holders

Features

- Thick, breathable foam patient safety devices feature adjustable hook-and-loop closures
- Nylon or Metal D-ring provides added security
- Anchor straps will not stretch



Item Number

Description

Pkg

Specialty Limb Holders

Features

- Infant and Pediatric Limb Holders for young patients
- Locking limb holders for increased security
- Bioethane polyurethane limb holders for increased security

Item Number	Description	Pkg
PSY4733DP	Foam, Infant	24 ea/cs
PSY4734DP	Foam, Pediatric	24 ea/cs
PSY2798	Neoprene, Locking, Hook-and-Loop Wrist	1 pr/cs
PSY2793	Neoprene, Locking, Hook-and-Loop Ankle	1 pr/cs
PSY2790Q	Neoprene, Locking, Quick-Release Wrist	1 pr/cs
PSY2791Q	Neoprene, Locking, Quick-Release Ankle	1 pr/cs
PSY2900	Biothane Polyurethane, Locking	1 pr/cs
PSY2796ST	Neoprene Limb Holder, Locking, for Stretcher/Bed	1 pr/cs

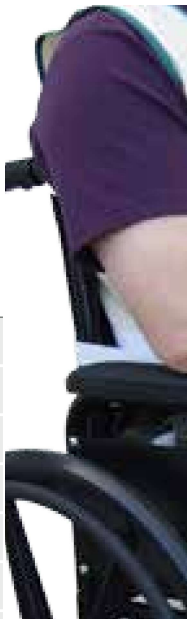


Safety Vests

Features

- Vests keep patients securely in bed or in an upright position in a wheelchair
- Ties in back, out of patient's reach
- Optional zipper so patient can sit up in bed

Item Number	Description	Size: Lb (kg)	Pkg
MDT821022	Cotton Criss-Cross	Medium: 126-160 (57-72.6)	1 ea/cs
MDT821024	Cotton Criss-Cross	Large: 161-200 (73-91)	1 ea/cs
MDT828020	Cotton Criss-Cross	Small: Up to 126 (57)	6 ea/cs
MDT828022	Cotton Criss-Cross	Medium: 126-160 (57-72.6)	6 ea/cs
MDT828024	Cotton Criss-Cross	Large: 161-200 (73-91)	6 ea/cs
MDT821132	Koolnit Mesh Criss-Cross	Medium: 126-160 (57-72.6)	1 ea/cs
MDT828130C	Koolnit Mesh Criss-Cross	Small: Up to 126 (57)	6 ea/cs
MDT828132C	Koolnit Mesh Criss-Cross	Medium: 126-160 (57-72.6)	6 ea/cs
MDT828134C	Koolnit Mesh Criss-Cross	Large: 161-200 (73-91)	6 ea/cs
MDT824062	Koolnit Mesh Zipper-Back	Medium: 126-160 (57-72.6)	1 ea/cs
MDT824064	Koolnit Mesh Zipper-Back	Large: 161-200 (73-91)	1 ea/cs
MDT828000	Koolnit Mesh Tie-Back	Small: Up to 126 (57)	1 ea/cs
MDT828002	Koolnit Mesh Tie-Back	Medium: 126-160 (57-72.6)	1 ea/cs
MDT828004	Koolnit Mesh Tie-Back	Large: 161-200 (73-91)	1 ea/cs
MDT828056	Cotton Slinover	Medium: 126-160 (57-72.6)	6 ea/cs



Patient Handling

Body Holder

Features

- Designed for use in bed or wheelchair, this cotton restraint may be positioned on chest and/or legs to control bucking and kicking
- Slot may be positioned in front or rear to allow patient limited freedom to roll on the MDT828122C
- Straps tie to bed or wheelchair tilt bars

Item Number	Description	Pkg
MDT828122C	Medium, Cotton Body Holder Restraint	6 ea/cs
PSY2219	Quick-Release 5th Point Strap	1 ea/cs



Mitt Protectors

Features

- Poly cotton fabric that is filled with resilient polyester pile
- Used with stroke patients to prevent contracture or to exercise fingers in rehabilitation, and to also help prevent scratching or picking
- Completely washable; fits left or right hand
- Safety Check design allows the top flap to fold back to check the patient's hand while the product is in use
- The Finger Control Mitt Protector and the Cotton Flexible or Rigid Mitt Protector can be attached to bed frame or wheelchair with supplied strap if arm restraint is needed: cotton

Item Number	Description	Pkg
MDT823243	Safety Check Mitt Protector	1 pr/cs
MDT823256	Cotton Flexible Mitt Protector	1 pr/cs
MDT823266	Cotton Rigid Mitt Protector	1 pr/cs
MDT823242	Finger Control Mitt Protector with Mesh Back	1 pr/cs



Palm Grip

Features

- For stroke patients, hand contractures or as a hand exerciser
- Soft cotton terry helps absorb perspiration
- Elastic strip holds grip in place
- Machine washable
- 2.5" x 4.5" (6.35 x 11.4 cm)

Item Number	Description	Pkg
MDT821300	Terry with Elastic-Strap	1 ea/cs



Arm Slings

Features

- The triangular arm sling is a lightweight basic muslin sling fits any patient
- The universal arm sling is a well-ventilated arm sling that fits any patient, and crosses in back to provide support

Item Number	Description	Pkg
MDT824085	Triangular Arm Sling, 18" x 36" (46 x 91 cm)	12 ea/cs
MDT823210	Universal Arm Sling	1 ea/cs



Drainage Bag Holder


Features



Patient Handling

Transfer Boards

- Smooth and strong, allowing for quick and effective patient transfers
- Made of high density polyethylene
- Easy to clean



Full Length

Optional: Three 2" (5 cm) web nylon restraint straps with side release plastic buckles help ensure safe and secure transfers

Item Number	Description
PVCM600A	71" L x 23.5" W (180 cm L x 60 cm W) 8 carrying handles 500 lb (227 kg) weight capacity



Half Length

Optional: Two 2" (5 cm) web nylon restraint straps with side release plastic buckles help ensure safe and secure transfers

Item Number	Description
PVCM600H	31" L x 23" W (79 cm L x 58 cm W) 6 carrying handles 500 lb (227 kg) weight capacity



Narrow Full-Length

Optional: Three 2" (5 cm) web nylon restraint straps with side release plastic buckles help ensure safe and secure transfers



Wide Full-Length

Optional: Three 2" (5 cm) web nylon restraint straps with side release plastic buckles help ensure safe and secure transfers

PolyGlide Transfer Sheets

Helps reduce the potential of patient and caregiver injury

- PolyGlide transfer sheets minimize manual patient handling during lateral transfers and repositioning, thereby helping to increase patient comfort.
- For the caregivers, transfer sheets reduce the effort required during lateral transfers and repositioning and hence help to minimize potential caregiver back injuries.

Autoclavable for Use in the OR!

- Can be autoclaved providing sterility for OR use.
- Long lasting PolyGlide transfer sheets can be washed up to 150 times without losing the Anti-Bacterial finish.*

Provides barrier protection

- Constructed of Polyester and Taffeta with a Silicon finish.
- PolyGlide transfer sheets have a Micro Barrier and finish.

Promotes safe handling procedures

- Optional storage bag can be attached to bed or stretcher making sheets easy to access, which may increase compliance.

* Recommended washing is 149 to 167° F and drying from 122 to 149° F. Chlorine bleach is not recommended, but hydrogen peroxide or peracetic acid can be used instead. This product does not protect users or others, from disease causing bacteria.



FSS6072BH



FSS6072RH



Positioning



Turning




Putting patient to bed



Patient Handling

Durable Stretchers

Keeping you prepared for any situation in the ER, OR, ICU



NEW Medline Transport Stretcher Featuring CuVerro® Antimicrobial Rails

750 lb (340 kg) Weight Capacity

Comes with 4" (10.2 cm) blue mattress, I.V. pole, 6th wheel steering, tuck-away side rails, quick release O2 holder, dual-sided mounted

Durable Stretchers



Height Adjustable Hydraulic Stretcher 450 lb (204 kg) Weight Capacity

Dual Foot Pedal Control Trendelenburg; 28" x 76" (71.1 x 193.0 cm) Mattress; Includes: All surface carpet friendly; Power assist Foot Pedal; Non-marring bumper; Swing Away Side Rails; Zero transfer gap; Hinged 3" x 3" (7.6 x 7.6 cm) Wood/Beige powder coat finish; Drainage holes prevent fluid accumulation; Height adjustable to 34" (61 to 86 cm).

Item Number	Description
MPH08S890	450 lb (204 kg) Weight Capacity



Bariatric Transport Stretcher 1,000 lb (454 kg) Weight Capacity

Rugged reinforced frame and vertical side rails; Foot pedal; Back rest; Four wheel casters; Non-marring bumper; Four high density mattress pad; Litter surface measures 37" x 80" (93.8 x 203.2 cm); Bumper to bumper width 40" (101.6 cm); Access; Litter top to floor height 75 cm; Beachwood/Beige finish.

Item Number	Description
MPH08S1190132	1,000 lb (454 kg) Weight Capacity



General Transport Stretcher 350 lb (159 kg) Weight Capacity

SAFE LIFTING AND MOVEMENT OF NURSING HOME RESIDENTS

Benefits, Cost and Effectiveness of a Safe Resident Lifting Program



Excerpted from DHHS (NIOSH) Publication Number 2006-117

What are the benefits of a safe resident lifting program?

The following benefits can be derived from a safe resident lifting program that includes mechanical lifting equipment, worker training on the use of the lifts, and a written resident lifting policy:

Benefits for Residents

- *Improved quality of care*
- *Improved resident safety and comfort*
- *Improved resident satisfaction*
- *Reduced risk of falls, being dropped, friction burns, dislocated shoulders*
- *Reduced skin tears and bruises*

Benefits for Employers

- *Reduced number and severity of staff injuries*
- *Improved resident safety*
- *Reduced workers' compensation medical and indemnity costs*

- *Reduced lost workdays*
- *Reduced restricted workdays*
- *Reduced overtime and sick leave*
- *Improved recruitment and retention*
- *Fewer resources required to replace staff*

Benefits for Caregivers

- *Reduced risk of injury*
- *Improved job satisfaction*
- *Increased morale*
- *Injured caregivers are less likely to quit*
- *Pregnant caregivers can work longer*
- *Staff can work to an older age*
- *More energy at the end of the workday*
- *Less pain and muscle fatigue on the job*

How effective is mechanical lifting equipment in preventing injuries to

Research has shown that safe resident lifting programs reduce resident-handling workers' compensation injury rates by 61%, lost workday injury rates by 66%, restricted workdays by 38%, and the number of workers suffering from repeat injuries. Similar findings have been reported by other investigators.

Furthermore, this research has shown that safe lifting equipment is associated with increased caregiver job satisfaction, and a decrease in the number of injuries. Research also shows that safe lifting equipment is the most important factor in preventing injuries to staff. Safe lifting equipment is also the most important factor in preventing injuries to staff. Safe lifting equipment is also the most important factor in preventing injuries to staff.

PVC Show

PVC Shower

PVC Shower Chair

PVC Hamp

PVC Hamper

PVC Li

Metal Hamp

Bag/Liner

Strong, Lightweight and Guaranteed

The PVC Advantage

Built Strong to Last

- 5-year limited warranty, 100% rust-proof frame won't fade, stain or chip.
- Engineered with reinforced double tubing at key stress points, bonded with industrial-strength adhesive
- All new materials for consistent product performance

Safe and Comfortable

- Smooth surfaces and rounded corners
- PVC is warm to the touch; metals may tend to feel hot or cold
- Anti-slip grips are standard on all shower chairs

Clean and Sanitary

- Impervious PVC sheds water and any other fluids, making cleaning and disinfecting easy
- PVC exhibits great stain and odor resistance
- Inhibits the growth of bacteria and fungi

1.5" (3.8 cm) fittings are 20% deeper than most for a solid foundation

.....

.....
Anti-slip grips

Medline's PVC designs meet the rigorous demands of the healthcare environment.

.....
Industrial-strength adhesives for a solid feel and durable performance.

PVC Shower Chairs



PVCM1183VS

Premium Platform Chair

Deluxe, heavy duty seat provides additional seating room inside arms and snaps on/off for easy cleaning and disinfecting.

PVCM1183-RB



Standard Shower Chair

Standard PVC shower chair with deluxe elongated seat enhances resident comfort and allows for easier cleaning. Removable back/sling includes a pocket pouch. Commode opening allows for easier cleaning.



PVCM1264NB

Premium Extra Wide Chair

Extra wide seating provides 8 extra inches of seating room and 425 lb (193 kg) weight capacity makes this an ideal model for larger patients. Standard with deluxe elongated open front seat




Standard Wide Chair

Wider seating area gives 4 extra inches inside of arm rests. Standard with deluxe elongated open front seat enhances resident comfort and allows for easier cleaning.

Capital Equipment

PVC Reclining Shower Chairs

- Ideal for use in bathing since PVC won't rust, stain or fade color
- Reclining chairs with lumbar support, head and leg rest for complete support
- All models come standard with anti-slip grips and rust-proof casters
- Reinforced PVC piping located in stress-related areas for additional durability



Premium Tilt-N-Space Chair

Prevent falls with a chair that can transport and tilt while in the same space. Footrest keeps feet off the ground while dual drop arms allow for easy transfer in and out of the chair.

Standard Reclining Chair

Reclining back and elevating, padded leg rest provides multiple bathing positions for patient comfort. Sliding, folding footrest prevents foot dragging and entrapment while leg rests are down. Padded lumbar support and head section for improved comfort and support.

Basic Reclining Chair

User friendly design allows patient to get in and out of chair. Padded lumbar support and head section for improved comfort and support.

Item Number	Description	Weight Capacity Lbs (kg)	Internal Width Inch (cm)	External Width Inch (cm)	Seat Height Inch (cm)	Overall Height x Depth Inch (cm)
PVCM193TIS	Tilt-N-Space	250 (113)	18 (45.7)	22 (55.9)	22.5 (57.2)	53 x 56.5
PVCM196	Standard Reclining	325 (147.4)	20 (50.8)	24 (61)	21 (53.3)	48 x 62 (121.9)
PVCM193	Basic	325 (147.4)	20 (50.8)	24 (61)	21 (53.3)	48 x 62 (121.9)

PVC Shower Gurneys

- Designed for unconventional bathing needs and patient transport capabilities
- Fold-down side railings allow barrier-free transferring
- 5-position elevating headrest for patient comfort
- Full-length drain pan catches falling water while attached hose directs the residue to a nearby drain
- Models come standard with closed-cell, waterproof foam pad
- Heavy-duty threaded casters

Standard PVC Shower Gurney
450 lb (204 kg) Capacity



Bariatric PVC Shower Gurney
600 lb (272 kg) Capacity



Capital Equipment

PVC Upgrades, Casters and Upholstery

- Add accessories to upgrade your shower chair to your specific resident or facility's needs
- For more upgrades and replacement parts, ask your Medline sales representative for the complete Medline PVC catalog

PVC Upgrade Accessories

Item Number	Description	Pkg
PVCMBB	Safety Belt with Buckle	Each
PVCMSSDE	Deluxe Elongated, Soft Seat	Each
PVCM10QT	Commode Pail	Each
PVCM5F	Sliding Footrest	Each

	PVCM1183-Y	Yellow
	PVCM1183-T	Tan
	PVCM1183-M	Mauve
	PVCM1183-FG	Forest Green
	PVCM1183-R	Red
	PVCM1183-BK	Black
	PVCM1183-GY	Grey
	PVCM1183-LB	Light Blue
	PVCM1183-RB	Royal Blue
	PVCM1183-W	White
	PVCM1183-NVY	Navy

Solid Vinyl Fabrics

Breathable Standard Mesh

- Antimicrobial
- Flame resistant
- High tear and tensile strength
- Excellent cleanability

Specify fabric color and material for all PVC orders. Fabric choices include mesh or vinyl.



Casters and Upholstery

Item Number	Description
-------------	-------------

PVC Back Replacement	
----------------------	--

PVCMBSL18	Back Replacement for 18" (46 cm)
-----------	----------------------------------

WOODTONE COLOR FOR PVC

Blends perfectly with the latest trends in interior design for healthcare facilities and residential homes.



Medline's PVC COLOR provides all the same benefits with a non-institutional look.

Additional Advantages of Woodtone PVC

- Healthcare grade PVC inhibits/controls growth of bacteria
- Dark color provides a prominent visual contrast in the



Capital Equipment

PVC Hamper Stands

- Lightweight, non-corrosive hampers are durable, long-lasting and easy-to-clean
- Built-in stabilizers inhibit the growth of bacteria and fungi
- Swivel casters and lightweight construction make hampers easy to maneuver
- PVC products are reinforced at key stress points



Shown with new hands-free lid



Shown with optional foot pedal



Item Number	Description	Capacity Gallon (Liters)	Overall L x W x H Inch (cm)	Lid Size L x W – In
Single Hamper Stand				
PVCM213S	Small	28 (106)	21 x 18.5 x 37.5 (53 x 47 x 95)	16 x 17.5
PVCM214S	Medium	28 (106)	23.75 x 18.75 x 38.5 (60 x 48 x 98)	16 x 17.5
PVCM218S	Large	42 (158.98)	26.5 x 22.5 x 38.5 (67 x 57 x 98)	20 x 21.5
Single Hamper Stand with NEW Hands-Free Lid				
PVCM214SUL	Medium	28 (106)	23.75 x 18.75 x 38.5 (60 x 48 x 98)	16 x 17.5
PVCM218SUL	Large	42 (158.98)	26.5 x 22.5 x 38.5 (67 x 57 x 98)	20 x 21.5
PVCMWT214SUL	Medium, Wood Tone	28 (106)	23.75 x 18.75 x 38.5 (60 x 48 x 98)	16 x 17.5
PVCMWT218SUL	Large, Wood Tone	42 (158.98)	26.5 x 22.5 x 38.5 (67 x 57 x 98)	20 x 21.5
Double Hamper Stand				
PVCM213D	Small	28 (106)	37 x 18.5 x 37.5 (94 x 47 x 95)	16 x 17.5
PVCM214D	Medium	28 (106)	38.75 x 18.75 x 38.5 (99 x 48 x 98)	16 x 17.5
PVCM218D	Large	42 (158.98)	47 x 22.5 x 38.5 (120 x 57 x 98)	20 x 21.5
Triple Hamper Stand				
PVCM213T	Small	28 (106)	52.5 x 18.5 x 37.5 (134 x 47 x 95)	16 x 17.5
PVCM214T	Medium	28 (106)	55 x 18.75 x 38.5 (140 x 48 x 98)	16 x 17.5
PVCM218T	Large	42 (158.98)	66.5 x 22.5 x 38.5 (169 x 57 x 98)	20 x 21.5

PVC Linen Carts

- Lightweight, non-corrosive linen carts are durable, long-lasting and easy-to-clean
- Built-in stabilizers inhibit the growth of bacteria and fungi
- Swivel casters and lightweight construction make hampers easy to maneuver
- PVC products are reinforced at key stress points
- Includes cart cover



2-Shelf Cart, Large



2-Shelf Cart, Medium



2-Shelf C



3-Shelf Cart, Large



3-Shelf Cart, Medium



3-Shelf C

Item Number	Description	Shelf Capacity Lbs (kg)	Shelf Size L x W – Inch (cm)	Height Between Shelves - Inch (cm)	Overall with Handles L x W – Inch (cm)
2 Shelf Linen Carts					
PVCM3452C	Large	125 (56.8)	45 x 20 (114 x 51)	16 (41)	51.25 x 20 (130 x 51)
PVCM3322C	Medium	100 (45.5)	32 x 20 (81 x 51)	12 (31)	40.5 x 20 (103 x 51)
PVCM3252C	Small	75 (34.1)	25 x 20 (64 x 51)	12 (31)	31.5 x 20 (80 x 51)

3 Shelf Linen Carts

Capital Equipment

Metal Hamper Stands

Medline offers a wide selection of hamper stands that would be perfect for nursing homes, patient rooms and operating rooms



MDS80530KD



MDS80529



Premium Triangle Hamper

Standard Hamper

Basic X-Frame

Item Number	Frame	Lid Operation	Casters Inch (cm)	Bag Diameter Inch (cm)	Height Inch
Triangle Hamper					
MDS80530KD	Chrome	Stainless Lid with Foot Pedal	3 (7.6) Hard Rubber	18 (45.7)	28-
Standard Hamper Stand					
MDS80529*	Chrome Plated Steel	Painted Metal Lid with Foot Pedal	3 (7.6) Hard Rubber	18 (45.7)	37.
MDS80529P	Chrome Plated Steel	Plastic Lid with Foot Pedal	3 (7.6) Hard Rubber	18 (45.7)	37.
X-Frame Hamper					
MDS80525	Open Steel Base	N/A	2 (5) Hard Rubber	18, 22, or 25 (45.7, 55.9 or 63.5)	42

Medline's Bag/Liner Program

Replace your current bag and liner system with Medline quality bags and liners to receive our durable hamper stands FREE in



Alarm Select
Pressure-Sensi

Voice Re

Patient Alarms

Patient Safety Alarm Selection Guide

The following guide can be used as a helpful tool to find the Patient Safety Alarm that best meets your needs.

FALL STATISTICS

In 2008, over 19,700 older adults died from unexpected fall injuries.

Centers for Disease Control and Prevention
 Center for Injury Prevention and Control
 Injury Statistics Query and Reporting System
cdc.gov/homeandrecreationalafety/fall
 (12.8.2010)

Pressure Mat Sensing Systems



Quick Alert® and UMP™ Pressure Sensing

	MDT9100	MDT9000	MDT8175	MDT8100	MDT8450
Volume Control	X	X	X		X
Delay Options	X		X		X
Nurse Call Compatible	X	X	X		X

Pull Cord Systems



Pull Cord Systems

	MDS829900-6 MDT829900-1N	MDT5200	MDT5100
Volume Control	X	X	X
Multiple Alarm Tone Options	X		
Low Battery Indicator Light	X	X	X
Bed Mounting Hardware	X	*	*
Chair Mounting Hardware	X	X	X
Pacemaker Safe (No Magnet)	X		
Nurse Call Compatible		X	
No On/Off Switch		X	X

* MDT84BRKT sold separately



SMART Voice Recordable

Wireless Pressure Sensing

SMRT8540

MDT8800

Volume Control	X	X
Delay Options	X	X
Nurse Call Compatible	X	X

Patient Alarms

Premium Pressure-Sensing Safety Alarms

Quick Alert alarms have been Medline's best-selling pressure-sensing alarms for over 10 years. They are self-activated, auto-sensing systems that are always working. Each monitor is constructed from heavy-duty plastics that securely house sophisticated electronics. Two-Year Warranty.

Quick Alert Universal

Introducing, our new Falls Management Patient Alarm that can be used with different types of sensor mats such as bed, chair, seatbelt, toilet, and floor mat

- Alarm delay can be set as 0, 1, 2, or 4 seconds
- Volume can be set at Lo, Mid, or Hi
- 8 different tones and melodies options to help caregivers distinguish the sound of the alarm
- Low battery indicator
- Colored protective cover to distinguish patient fall risk: Yellow for moderate and red for high risk (Yellow included with unit purchase)
- Nurse call connectivity
- Two-year warranty
- Comes with 2 AAA Batteries
- MDT9000 comes with all great features from MDT9100, without tones, melodies, and delay



MDT9100

Item Number	Description	PKG
MDT9100	Quick Alert Universal	Each
MDT9000*	Quick Alert Universal - S	Each

*Coming Soon!



MDT8175

MDT8100

Quick Alert Ultra

- Five options for delayed alarm settings help to limit false alarms

Pressure Mats and Accessories

- Foldable: easy to store, avoid replacement
- Constructed from high-grade vinyl material
- Water resistant

Item Number	Description
MDT9130B*	Bed sensor mat, 30 day wa
MDT9190B*	Bed sensor mat, 90 day wa
MDT91180B*	Bed sensor mat, 180 day v
MDT9130C*	Chair sensor mat, 30 day

Pressure-Sensing Safety Alarms

All the features you need at a great price. The alarms found in this section come packed with some of the most sought-after technological features typically found on more expensive alarms, including auto-sensing without the need for an on/off switch.



MDT8450

Tamper-Resistant Personal Safety Alarm

- Tamper-resistant two-button design limits patient interference
- Optional delayed alarm setting helps to limit false alarms
- Low battery indicator light and volume control
- Extra-durable wheelchair attachment clip included

Item Number	Description	Pkg
MDT8200	Economy	Each
MDT8450	Standard	Each

Personal Safety Monitor Pressure Mats & Accessories

Item Number	Description	Pkg
MDT8445C*	Chair sensor mat, 45-day warranty	1 ea 6/cs
MDT8445B*	Bed sensor mat, 45-day warranty	1 ea 6/cs
MDT84180C*	Chair sensor mat, 180-day warranty	1 ea 6/cs
MDT84180B*	Bed sensor mat, 180-day warranty	1 ea 6/cs
MDT84365C*	Chair sensor mat, 365-day warranty	1 ea 6/cs
MDT84365B*	Bed sensor mat, 365-day warranty	1 ea 6/cs
MDT84NURSE	Nurse call cable for MDT8400 & MDT8450	1 ea
MDT84BRKT	Optional bed bracket	1 ea

*Items may be ordered by adding 1 for a single mat or 6 in a case



Patient Alarms

Pull Cord Personal Safety Alarms

Medline offers a variety of pull cord alarms with numerous features for varying situations. Choose the exact feature(s) you want in a proven safety alarm.

Elite Personal Safety Alarm

- Pacemaker-safe pull-cord style alarm
- Volume adjustment
- Interlocking cradle and bracket for easy installation
- Five alarm tone options
- Battery tester button
- Hook and loop fastener option

Item Number	Description	Pkg
MDT829900-1N	Elite Personal Safety Alarm	Each
MDT829900-6	Elite Personal Safety Alarm	6/cs
MDT829900XC	Replacement Pull Cord	Each



MDT829900
MDT829900

Advantage Magnetic Alarm

- Value-priced yet very dependable! Lowest cost per unit in its class
- Works from any angle
- Cradle and adjustable strap included
- Battery tester button

Item Number	Description	Pkg
MDT5000Z	Advantage Magnetic Alarm	Each
MDT5000	Advantage Magnetic Alarm	5/cs
MDT5000XCD	Replacement Pull Cords	3/bg



Safety Sentry Alarm

- No on/off switch prevents tampering
- Volume control
- Tamper-resistant safety locking clip

Item Number	Description	Pkg
MDT5100	Safety Sentry Alarm	Each
MICRXCOR	Replacement Pull Cord	Each
MDT5100CP	Protective Cover	Each



MDT5100

Wireless Pressure-Sensing Safety Alarms

- Reduce tripping hazards and eliminate broken or tangled pad cords.
- Cordless pads communicate with the monitor using wireless technology with both an audible and visual alert.
- Mount the monitor up to 15-20 feet away from the sensor pads to eliminate bedside alarm noise in the resident's room.

Features

- Fully adjustable volume
- Tamper proof technology with caregiver key
- Light alerts caregiver if signal is lost
- Comes with protective cover
- Volume control

Item Number	Description	Pkg
MDT8800	Wireless Monitor (Up to 2 pads)	Each
MDT433CMU	Central Monitoring Unit (Up to 30 pads)	Each



MDT8800

Wireless Alarm Pressure Mats

Item Number	Description
MDT88365B1	Bed Sensor Mat, 1-y
MDT88365XWB1	Bed Sensor Mat, 1-y
MDT88365C1	Chair Sensor Mat, 1-
MDT8800FM	Cordless Floor Mat
MDT433PGLCD	Pager System for M
MDT433NC	Nurse Call Button fo
MDT433RB	Reset Call Button for

Voice Recordable Alarm

Recordable option allows caregiver to record any desired message. Caregiver key setting prevents anyone except caregivers from resetting the monitor. Light alerts staff if pad becomes disconnected. Reset/status light flashes every 4 seconds when in use along with melodic tones option.



SMRT85

Features


- Recordable voice option

Voice Recordable Pad and Acc

Item Number	Description
-------------	-------------

Patient Alarms

Specialty Safety Alarms



Anti-Wander Alarm

Anti wandering alarm system is a great solution for patients with Alzheimer or Dementia who may be prone to wandering. The system comes with three easy-to-use components: a door strip monitor, magnetic contact switch, and resident wristband. Easy installation with no hard wiring.

Item Number	Description	Pkg
MDT86100	Anti-Wander Kit, One Door	Each
MDT86150	Anti-Wander Kit, Two Doors	Each
MDT86100TC	Caregiver Transmitter	Each
MDT86100TR	Resident Transmitter	Each
MDT86100DT	Door Tester	Each
MDT86100W	Reset Button	Each
MDT86WRSTBND	Wristband (Only) Replacement	Each



Seatbelt Alarm with Hook & Loop

Provides reliable patient monitoring plus additional features:

- Notifies caregivers of attempts of unassisted exit
- Non-restrictive self-release design
- Shock-absorbing protective cover
- Adjustable wheelchair attachment strap
- Seatbelt mounting ties
- Low battery indicator light

Item Number	Description
MDT5500	Seatbelt Alarm
MDT5500L	Seatbelt Alarm
Optional Accessories For Seatbelt Alarm	
MDT5500BELT	Replacement Belt
MDT5500BELTL	Replacement Belt



Infrared Alarm

Zero contact monitoring

- Motion-detecting infrared beam
- Bedside or headboard positioning

Resistive

T

P

Strength

Exercise Balls and Storage

Exercise Mats and Foam

E

Insta

F

Chilling and Heating Units a

CURAD® Hospital Quality

CURAD® Performance Quality

Aids to Da

Making Physical Activity a Part of an Older Adult's Life

When it comes to getting the physical activity you need each week, it's important to pick activities you enjoy and that match your abilities. This will help ensure that you stick with them.

Things to Keep in Mind

- Try to do a variety of activities. This can make physical activity more enjoyable and reduce your risk of injury.
- Regular physical activity is still safe and beneficial even if you have problems doing normal daily activities, such as climbing stairs or walking.
- If you have to take a break from your regular workout routine due to an illness such as the flu, be sure to start again at a lower level and slowly work back up to your usual level of activity.
- To get to and stay at a healthy weight, start by doing the equivalent of 150 minutes of moderate-intensity aerobic activity each week. Keep in mind that you may need to do more activity or reduce the number of calories you eat to get to your desired weight.

Improving Your Balance

- Check with your local senior center to see if they offer balance training or tai chi classes.
- Are you at risk for falling because you've fallen in the past or have trouble walking? Older adults who are at risk for falling should do exercises that help them with balance.
- Try to do balance training on at least 3 days a week and do standardized exercises from a program that's been proven to reduce falls. These exercises might include backward walking, sideways walking, heel walking, toe walking, and practicing standing from a sitting position.

What if You Have a Chronic Condition?

- If you have a health condition such as arthritis, diabetes or



“Medline has great quality products that help us assist our residents in reaching their fullest potential. Our Medline products are always assisting us with fitness and are the most cost-effective products on the market.”

Lori S.,
Resident

What if You Have a Disability?

- If you are an older adult with a disability, physical activity can provide you with important benefits such as a stronger heart, lungs and muscles, improved health and a better ability to do everyday activities.
- It's best to talk with your health care provider about a physical activity routine. Try to get advice from someone with experience in physical activity and disability.

When to Check With Your Doctor

- Doing activity that requires moderate effort is safe for most people, but if you have a health condition

Cando® Resistive Exercise Bands

- Color-coded according to the exercise band's resistance
- Low powder bands can be used for upper and lower body exercises



100 Yard Perforated Roll

Item Number	Resistance	Width Inch (cm)	Color
MDSP105191	X-Light	5 (13)	Yellow
MDSP105192	Light	5 (13)	Red
MDSP105193	Medium	5 (13)	Green
MDSP105194	Heavy	5 (13)	Blue
MDSP105195	X-Heavy	5 (13)	Black

50 Yard Color-Coded Bands

Item Number	Resistance	Width Inch (cm)	Color
MDSP105220	XX-Light	5 (13)	Tan
MDSP105221	X-Light	5 (13)	Yellow
MDSP105222	Light	5 (13)	Red
MDSP105223	Medium	5 (13)	Green
MDSP105224	Heavy	5 (13)	Blue
MDSP105225	X-Heavy	5 (13)	Black

6 Yard Color-

Item Number
MDSP105210
MDSP105211
MDSP105212
MDSP105213
MDSP105214
MDSP105215

Latex Free

MDSP105620	XX-Light	5 (13)	Tan
MDSP105621	X-Light	5 (13)	Yellow
MDSP105622	Light	5 (13)	Red
MDSP105623	Medium	5 (13)	Green
MDSP105624	Heavy	5 (13)	Blue
MDSP105625	X-Heavy	5 (13)	Black

Latex Free

MDSP105610
MDSP105611
MDSP105612
MDSP105613
MDSP105614
MDSP105615




100 Foot Resistive Tubing

Item Number	Resistance	Diameter Inch (cm)	Color
MDSP105520	XX-Light	.12 (.30)	Tan
MDSP105521	X-Light	.29 (.74)	Yellow

Cando® Accessories

Increase the variety of exercises and improve user comfort with addition of resistive band accessories.



Stirrup

Therapy

Basic Resistive Exercise Bands & Tubing

- Cost effective bands, color-coded by strength in brighter, vibrant colors
- Low powder and low protein bands minimize discomfort during handling
- Larger width provides more volume resulting in a more durable band as there is less tension per square inch of force



6 Yard Color-Coded Bands

Item Number	Dimensions	Color
MDSHXY1H	6" x 6 yard (15 cm x 5.5 m)	Peach
MDSHXR1H	6" x 6 yard (15 cm x 5.5 m)	Orange
MDSHXG1H	6" x 6 yard (15 cm x 5.5 m)	Lime Green
MDSHXBL1H	6" x 6 yard (15 cm x 5.5 m)	Blueberry
MDSHXP1H	6" x 6 yard (15 cm x 5.5 m)	Plum
MDSHXS1H	6" x 6 yard (15 cm x 5.5 m)	Gray

50 Yard Color-Coded Bands

Item Number	Dimensions
MDSHXY1BH	6" x 50 yard (15 cm x 45.7 m)
MDSHXR1BH	6" x 50 yard (15 cm x 45.7 m)
MDSHXG1BH	6" x 50 yard (15 cm x 45.7 m)
MDSHXBL1BH	6" x 50 yard (15 cm x 45.7 m)
MDSHXP1BH	6" x 50 yard (15 cm x 45.7 m)
MDSHXS1BH	6" x 50 yard (15 cm x 45.7 m)



To order in bulk drop the "H" at the end of the item number. (i.e., MDSHXY1)



InTENSity TENS Unit

The InTENSity® 10 digital TENS device has 10 pre-set selections by body part for easy and effective use. With the press of two buttons, the device is ready to operate effectively based on the area of the body being treated.

Features:

- Helps with muscle and joint pain
- Includes lead wires, 4 self-stick high quality electrodes, 9V battery, hard plastic carrying case and instruction booklet

Item Number	Description	Pkg
MDSDI1010	Digital Tens Unit, Dual Channel	Each



Deluxe TENS Unit

Best valued digital TENS unit on the market. The digital processor is more accurately precise and has established itself as the preferred doctor's choice for effective pain relief.



Features:

- Dual channel for use with 2 or 4 electrodes
- 5 Modes: Burst, Modulation, Constant, MRW, SD, Bi-Pulse
- Pulse Width: 50-300(uS), Pulse Rate: 2-150(HZ)
- 100 mA maximum strength amplitude
- Wave Form: Asymmetrical Bi-Phasic Square Pulse

Item Number	Description	Pkg
MDSDT7202	Dual Channel, Single Mode	Each

Basic TENS Units



Features:

- Dual isolated channels, two leads per channel
- Pulse amplitude (constant current): Adjustable 0-100mA (500 Ohm load)
- Pulse frequency: Adjustable 2-150(HZ)
- Pulse width (micro seconds): Adjustable 50-300(uS)
- Mode selector: N (Normal) for continuous
- Mode selector: Burst (B), N (Normal), or Modulation (M) (MDS86725 only)

Item Number	Description
MDS86725	Dual Channel, 3 Modes
MDS86710	Dual Channel, Single Mode

Pain Relief



Item Number	Description
ColdSpot™ Pain Relief Products	
MDSP1107301	Gel Tube

Therapy

Cando® Theraputty™ Resistive Hand Exercise Material

- Each color-coded putty has a different consistency for strengthening the weakest grasp to extra firm
- Available in convenient easy-to-open plastic containers for patient use at home
- Putty is gluten, casein and latex-free



Item Number 2 oz • 56.7 g	Item Number 1 lb • 0.5 kg	Item Number 5 lb • 2.3 kg	Strength	Color
MDSP100956	MDSP100994	MDSP100995	XX-Soft	Tan
MDSP100900	MDSP100918	MDSP100923	X-Soft	Yellow
MDSP100901	MDSP100919	MDSP100924	Soft	Red
MDSP100902	MDSP100920	MDSP100925	Medium	Green
MDSP100903	MDSP100921	MDSP100926	Firm	Blue
MDSP101466	MDSP101470	MDSP101471	X-Firm	Black

Hand Exercisers

- Flexion and extension for individual fingers and the entire hand
- Develops isolated finger strength, flexibility and coordination
- Comes with exercise pamphlet

Digi-Flex® Device

- Hand and Finger Flexion Device



MDSP100740

MDSP100746

Digi-Squeeze® Balls



MDSP101976

Digi-Extend®

- Hand/Finger Flexion Device



MDSP101977

Weights for Strength Training

- Use various weights to improve strength, endurance, balance, and motor skills

Vinyl-Coated Dumbbells

Vinyl coated, color-coded cast iron dumbbells are ideal for upper body exercise. Coated weights give a comfortable feel and prevent floor scratches. Color-coded weight levels with both pounds and kilograms marked.



Item Number	Description Lbs (kg)	Color	Pkg
MDSP100550	1 (0.5)	Pink	Each
MDSP100551	2 (0.9)	Purple	Each
MDSP100552	3 (1.4)	Green	Each
MDSP100553	4 (1.8)	Silver	Each
MDSP100554	5 (2.3)	Blue	Each
MDSP100555	6 (2.7)	Pink	Each
MDSP100556	7 (3.2)	Purple	Each
MDSP100557	8 (3.6)	Black	Each
MDSP100558	9 (4.1)	Yellow	Each
MDSP100559	10 (4.5)	Orange	Each
Dumbbell Set and Floor Rack			
MDSP100565	Full Set of Dumbbells (2 of each weight)		Each
MDSP100577	Dumbbell Floor Rack (Holds 10 pairs)		Each

The Cuff® Weights

Flexible weight contours to snugly fit the ankle, wrist and even the thigh. Grommeted for hanging on any weight rack. Color-coded weight levels with both pounds and kilograms marked.



Item Number	Description Lbs (kg)
MDSP100203	1 (0.5)
MDSP100205	2 (0.9)
MDSP100207	3 (1.4)
MDSP100208	4 (1.8)
MDSP100209	5 (2.3)
MDSP100210	6 (2.7)
MDSP100211	7 (3.2)
MDSP100212	7.5 (3.4)
MDSP100213	8 (3.6)
MDSP100214	9 (4.1)
MDSP100215	10 (4.5)
Wrist and Ankle Weights Sets	
MDSP100250	7 Cuff Weight Set
MDSP100150	2-Sided Mobile Ra

Weighted Exercise Bars

Use in supine, sitting or standing position to increase strength and ROM. Anti-roll end cap to prevent bars from rolling around and becoming a safety hazard. Hanger end cap for the most space effective storage.

Description

Therapy

Inflatable Exercise Balls

- Use to improve balance, coordination, flexibility and strength
- Non-slip surface is ribbed for extra security



MDSP301800

Item Number	Diameter Inch (cm)	Weight Cap Lbs (kg)
Cando® Inflatable Exercise Ball		
MDSP301800	11.8 (30)	300 (136)
MDSP301801	17.7 (45)	300 (136)
MDSP301802	21.6 (55)	300 (136)
MDSP301803	25.6 (65)	300 (136)
MDSP301804	29.5 (75)	300 (136)
MDSP301805	33.5 (85)	300 (136)
MDSP301806	37.4 (95)	300 (136)

Side Note: Add the letter "B" to the end of item number to get product in a retail box

Storage Racks



PVCM7015

**Mobile Ball Rack
with 4 Swivel Casters**



PVCM7010

Stationary Storage Rack



PVCM7005

Wall Mount S

Exercise Mats

- Closed-cell structure mats do not absorb moisture
- Mats are tear-proof, scratch-resistant, latex-free and do not take a compression set



Item Number	Description L x W – Inch (cm)
ArmaSport® Premium Closed Cell Exercise Mats	
MDSP321400B	24 x 48 (61 x 122)
MDSP321410B	24 x 56 (61 x 143)
MDSP321420B	24 x 72 (61 x 183)
MDSP321430B	32 x 72 (82 x 183)
MDSP321441B	40 x 78 (102 x 198)
MDSP321450B	40 x 72 (102 x 183)
MDSP321491	Wall Mat Hanger for 1
Cando® Economy Closed Cell Exercise Mats	
MDSP302310Y	26 x 72 (66 x 183)
MDSP302310R	26 x 72 (66 x 183)
MDSP302310G	26 x 72 (66 x 183)
MDSP302310B	26 x 72 (66 x 183)
MDSP302310BLK	26 x 72 (66 x 183)

Foam Rollers

- Strong enough to be used by large adults and active children
- Full round rollers help with balance, muscle re-education, coordination and strengthening
- Half round rollers for ankle stretching and knee rehabilitation or as a rocker board



Antimicrobial Foam Roller

- Made with antimicrobial additive that inhibits the growth of



Basic Foam Roller

- Economic, easy to use, and versatile

Item Number	Description	Diameter Inch (cm)
Cando® Antimicrobial Foam Rollers		
MDSP302330	Round	6 (15)
MDSP302331	Round	6 (15)
MDSP302332	Half-Round	6 (15)
MDSP302333	Half-Round	6 (15)
Cando® Heavy Duty Foam Rollers		
MDSP302200	Round	6 (15)
MDSP302201	Round	6 (15)
MDSP302210	Half-Round	6 (15)
MDSP302211	Half-Round	6 (15)
Cando® Basic Foam Rollers		
MDSP302100	Round	6 (15)
MDSP302101	Round	6 (15)
MDSP302260	Round	8 (21)
MDSP302261	Round	8 (21)

Therapy

Pedal and Arm Exercisers



MDSP018030

Magnetic, Bi-Directional Exerciser

Comes with fully automatic 4-function digital display showing speed, elapsed time, calories, and distance.



MDSP018010

LED Display, Bi-Directional Exerciser

Fully automated electronic monitor with LED Display.



Lightweight, Economy Exerciser

Electronic display showing speed, time, revolution, and calories burned.

Item Number	Description	Use	Pkg
MDSP018030	Magnetic, Digital Display, Bi-Directional	Upper and Lower Body	Each
MDSP018010	LED Display, Bi-Directional	Upper and Lower Body	Each
MDS100	Lightweight, Economy Exerciser	Upper and Lower Body	2 ea/cs

Overhead Shoulder Pulley Exercisers

- Pulley exercisers increase shoulder ROM
- Portable design can be easily transported and fitted to most doors





Fold-to-Activate EASY ACTIVATION Hot & Cold Packs

Only Medline offers the fold-to-activate feature across the product line

So easy to use! No more wrestling with the lining to burst. Simply fold Medline's packs and they burst easily to activate the chemical reaction.

In answer to requests for packs that were easier to use, Medline collaborated with customers, and created the new fold-to-activate packs. This new design is a standard – “squeeze to activate” – hot and cold packs can be difficult to use. When having to squeeze, it can take several attempts before the inner lining bursts, which is frustrating and time-consuming. The new design eliminates this frustration and saves time.



Therapy

Instant Packs

Several sizes and types – plus fold-to-activate convenience.

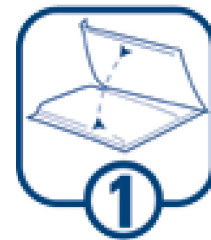
Our wide selection of instant hot and cold packs are designed to fit your specific needs and budget, whether you're looking for soft, pliable material that easily conforms to the affected area, an insulating effect or a basic pack that gets the job done. And our new fold-to-activate feature provides quick, hassle-free activation.



Denotes products with fold-to-activate technology

So easy to use
with the pack to burst. Simply in half, and then activate the ch

How It Works



Fold the product in half



Shake



Wrap in



Deluxe Instant Packs—A Pack And Holder All In One

- Sweatless, paper-covered pack allows for direct contact with the patient's skin

Accu-Therm® Insulated Instant P Longer-Lasting Therapy

- Additional insulating layer directs heat or

Instant Packs



Accu-Therm® Instant Hot And Cold Packs Conform Easily To Affected Area

- Our top seller!
- Soft and pliable bag conforms easily to the affected area
- Use with Medline compress holders shown below

Item Number	Description	Size: Inches (cm)	Target Temp	Pkg
MDS138000	Cold Pack	6 x 10 (15.2 x 25.4)	32°F/0°C	24/cs
MDS138010	Cold Pack	4 x 6 (10.2 x 15.2)	32°F/0°C	16/cs
MDS138005	Hot Pack	6 x 10 (15.2 x 25.4)	130°F/54.4°C	24/cs

Standard Instant Packs For The Cost Conscious

- Ideal for quick applications
- Economical choices
- Use with Medline compress holders s

Item Number	Description	Size: Inches
MDS137000	Cold Pack	5.75 x 9 (14.6 x 22.9)
MDS137020	Cold Pack	5 x 6 (12.7 x 15.2)
MDS137050	Hot Pack	5.75 x 7 (14.6 x 17.8)



Therapy

Perineal Packs

All-in-one design eliminates the need for separate pads and packs.

Our combined perineal pack/OB pads are economical and convenient because they provide therapy and absorbency all in one product. The high degree of absorbency also reduces the need for frequent changing, freeing up caregivers' time and allowing new moms more privacy and rest.



Premium Perineal Cold Packs Conform To The Body For Comfort

- Hour-glass shape is extra wide for optimum absorbency
- Generous size reduces the need to use with extra OB pads
- Tape tabs at front and back for secure placement

Item Number	Description	Size: Inches (cm)	Shape	Abs
MDS158055	Premium Cold Pack	6.75 x 14.25 (17.1 x 36.2)	Contoured	Hea



Deluxe Perineal Warm And Cold Packs—Our Top Seller!

- Highly absorbent pad reduces leakage
- Adhesive strip for secure placement
- Warm packs provide comfort after cold therapy is discontinued

Item Number	Description	Size: Inches (cm)	Shape	Abs
MDS148055	Deluxe Cold Pack	4.5 x 14.25 (11.4 x 36.2)	Straight	Heav
MDS148065	Deluxe Warm Pack	4.5 x 14.25 (11.4 x 36.2)	Straight	Heav



Retail Packs

Hot and cold packs for the consumer market.

These hot and cold packs are specially packaged for the retail market. Add them to the inventory at your DME store, consumer website, facility gift shop or other retail outlet. Items come in a full-color box with UPC code.



Instant Cold Packs

- Includes 2 instant cold packs with insulating layer for extended use

Item Number	Description	Size: Inches (cm)	Accessory	Pkg
CUR961R	Instant Cold Pack, 2/bx	5 x 6 (12.7 x 15.2)	n/a	24
CUR959	Reusable Hot + Cold Gel Pack, 1bx	4 x 10 (10.2 x 25.4)	Elastic Wrap	24

Infant Warmers

Quick, safe warming for newborns.

Our infant heel warmer is safe yet effective for delicate newborn skin. They maximize the chance for successful blood draws, while helping to avoid multiple needle sticks.

Infant Heel Warmer

- Soft inner gel conforms gently to infant's heel
- Special size provides a good fit for increased comfort
- Instant activation for quick and easy use
- Safe, even warmth on delicate skin



Item Number	Description	Size: Inches (cm)	Activation Method	Target Temp	Pkg
MDS138007	Heel Warmer	3 x 5 (7.6 x 12.7)	Fold-to-Activate	104°F/40°C	100/cs
MDS138008	Heel Warmer	3 x 5 (7.6 x 12.7)	Metal Disk	104°F/40°C	100/cs

Therapy

Ice Bags

A variety of options for specialized cold therapy. The different shapes and sizes of these ice bags accommodate the varied needs of your patients. And reusable closures make them easy to refill for repeated use on a single patient. The soft, spunbound outer layer protects the skin, while the dual-layer inner lining keeps moisture in the bag as the ice begins to melt.



Tie-On Bag For Targeted, Hands-Free Cold Therapy

- Four 14" (35.6cm) ties allow bag to be attached right to affected
- Easy open-and-close reusable clamp closure
- Available in two sizes

Item Number	Closure	Size: Inches (cm)	Attachment
NON4410	Clamp	5 x 12 (12.7 x 30.5)	4 Ties
NON4420	Clamp	6.5 x 14 (16.5 x 35.6)	4 Ties



Handheld Bag For Easy Repositioning

- Easy open-and-close reusable clamp closure

Item Number	Closure	Size: Inches (cm)	Attachment
NON4400	Clamp	5 x 12 (12.7 x 30.5)	None



Perineal Bag—Pain Relief For New Moms

- Contoured shape for a good fit
- Flexible wire closure for comfort

Item Number	Closure	Size	Attachment Method
NON4480	Flexible Wire	Perineal	None

Reusables

Effective hot and cold therapy that's easy on





Hook-And-Loop Bag For Targeted, Hands-Free Co

- Two hook-and-loop straps allow bag to be attached right to af
- Easy open-and-close reusable clamp closure
- Available in two sizes

Item Number	Closure	Size: Inches (cm)
NON4450	Clamp	5 x 12 (12.7 x 30.5)
NON4460	Clamp	6.5 x 14 (16.5 x 35.6)



Special Shape For The Eye And Nose Area (EENT)

- Ideal for patients recovering from eye or nasal surgery
- Flexible wire closure for comfort
- Universal size

Item Number	Closure	Size	Atta
NON4440	Flexible Wire	EENT Style	Hoo



Specially Designed For Cold Therapy On The Face

- Hook-and-loop strap for secure positioning on face or head
- Easy open-and-close reusable clamp closure
- Universal size

Item Number	Closure	Size: Inches (cm)
NON4430	Clamp	5 x 12 (12.7 x 30.5)



Therapy

Chilling Units and Packs

Large capacity for fast chilling time



Cold Pack Chilling Unit with 12 Cold Packs

- Closed- cell foam insulation for efficiency
- No plumbing required, plugs into standard electrical outlet
- Specially designed interior chilling coils cool packs faster
- Drain valve for easy cleaning and defrosting

Item Number	Includes	Size of Unit: Inches
CHT3102	6 Regular packs, 6 half-size packs	27L x 16W x 33H (69 x 41 x 84)



Cold Pack Freezer with 12 Cold Packs

- Five Cubic feet of spacious capacity
- No plumbing required, plugs into standard electrical outlet
- Four durable stainless steel shelves
- UL listed and cUL listed

Item Number	Includes	Size of Unit: Inches (cm)
CHT90910K	12 Regular packs	21.5L x 26W x 33.5 (53 x 66 x 86)



Clinical-Use Reusable Cold Packs

- Delivers up to 30 minutes of cold therapy to prevent acute pain, swelling
- Apply with Hand towel between skin or with pack cover

Heating Units and Packs for High-Volume Use

Durable and easy to maintain, the high-quality stainless steel units give you a constant supply of temperature-consistent moist heat packs. The units are thermostatically controlled to ensure the ideal therapeutic temperature for hot packs. Their lifespan in the clinic is almost indefinite!



CHT2102

Hydrocollator Heating Units

- High-quality stainless steel
- Thermostatically controlled temperature
- Easy maintenance with no plumbing required

Item Number	Includes	Size of Unit: Inches (cm)
CHT2102	4 regular size packs	13L x 8W x 16H (33 x 20 x 41)
CHT2302	8 regular size packs	21L x 16W x 33H (53 x 41 x 84)
CHT2402	12 regular size packs	27L x 16W x 33H (69 x 41 x 84)



Standard Size



Neck Cervical

Clinical-Use Moist Heat Packs

- Provides 30 minutes of simple and effective moist heat treatment
- Always apply moist heat pack with cover or a heavy towel

Item Number	Includes	Size: Inches (cm)
MDSP111310	Standard Size Pack	10 x 12 (25 x 30)
MDSP111311	Neck Cervical	24 (61cm)
MDSP111312	Oversized Pack	15 x 24 (38 x 61)
MDSP111313	Half Size Pack	5 x 12 (13 x 30)
MDSP111316	Shoulder/Knee Pack	10 x 20 (25 x 50)

Therapy

Item Number	Description	Pkg	Cardinal Item	KC It
Ice Bags				
NON4400	Clamp Closure, No ties, 5" x 12"	80/cs	11300-100, 11426-010	335
NON4410	Clamp Closure, 4 ties, 5" x 12"	50/cs	11400-100, 11427-020	334
NON4420	Clamp Closure, 4 ties, 6.5" x 14"	50/cs	11400-300, 11427-010	335
NON4430	Clamp Closures, Bilateral Facial, Hook & Loop	24/cs	11800-200, 11431-010	331
NON4440	Flexible Wire Closure, Eye/EENT Style, Hook & Loop	30/cs	11900-100, 11436-010	331
NON4450	Clamp Closure, Hook & Loop, 5" x 12"	30/cs	11600-100, 11433-020	335
NON4460	Clamp Closure, Hook & Loop, 6.5" x 14"	30/cs	11600-300, 11433-015	336
NON4480	Flexible Wire Closure, Perineal, No ties	100/cs	11500-100, 11435-010	332
NON4010	Ice Bag w/ Zip Closure & Elastic Wrap, 4" x 20"	50/cs		
NON4020	Ice Bag w/ Zip Closure & Elastic Wrap, 6" x 24"	50/cs		
NON4210	Ice Bag w/ Clamp Closure & Elastic Wrap, 4" x 20"	50/cs		
NON4220	Ice Bag w/ Clamp Closure & Elastic Wrap, 6" x 24"	50/cs		

Item Number	Description	Pkg	Cardinal Item	KC It
Instant Packs – Cold				
MDS137000	Standard, 5.75" x 9"	24/cs	107, 10104	
MDS137020	Standard, 5" x 6"	50/cs	102, 103, 103B, 20204	
MDS138000	Accu-Therm, 6" x 10"	24/cs		
MDS138010	Accu-Therm, 4" x 6"	16/cs		
MDS139000	Accu-Therm, Insulated, 6" x 10"	24/cs		
MDS148000	Deluxe, 6.75" x 9"	24/cs	11440-012	596
MDS148010	Deluxe, 5" x 7.5"	24/cs	11445-020, 11440-512	596

Item Number	Description	Pkg	Cardinal Item	HMS I
Instant Packs – Warm and Hot				
MDS137050	Standard, Hot, 5.75" x 7"	24/cs	11450-040	
MDS138005	Accu-Therm, Hot, 6" x 10"	24/cs	11443-012, 11443-512	
MDS139005	Accu-Therm, Hot, Insulated, 6" x 10"	24/cs	11443-012	
MDS149000	Deluxe, Hot, 6.75" x 9"	24/cs		6001-
MDS149010	Deluxe, Hot, 5" x 7.5"	48/cs		6001-
MDS139007	Standard, Warm, 6" x 6"	36/cs	11450-040, 30104	

Item Number	Description	Pkg	Cardinal Item	KC It
Perineal Products				
MDS138055	Standard, 4.5" x 14.25"	24/cs	11500-010	
MDS148055	Deluxe, 4.5" x 14.25"	24/cs		
MDS158055	Premium, Contoured	24/cs	11447-010	
MDS148065	Warm, 4.5" x 14.25"	24/cs	11501-010	

Item Number	Description	Pkg	Cardinal Item	Kend
-------------	-------------	-----	---------------	------

Anatomy of a CURAD

PRODUCT IMAGE

Shows product in use for easy explanation

PRODUCT INSTRUCTIONS

Intended use, care instructions, caution and Latex-Free logo are located on the side panel

CATEGORY COLOR

Color-coded bar references the associated body part

PRODUCT NAME

INDICATION BULLET POINTS

Most common indications for use displayed on the front panel to facilitate product selection



PRODUCT IMAGE

Shows product in use

PRODUCT INSTRUCTIONS

Step-by-step instructions to explain product use

PRODUCT NAME

Callouts for product benefits

PRODUCT INSTRUCTIONS

Product name and UPC on the box

Large Neoprene

REF: 09
HCPCS: A
LOT

Therapy

Wrist Splints

- Provides support for mild sprains or strains, tendonitis and carpal tunnel syndrome
- Also suitable for arthritis, weakness in the wrist or support after cast removal



6" (15.2 cm) Foam with Aluminum Stay

Low profile design

- Internal top stay is movable and attaches with hook backing to allow for adjustment
- Foam material provides all-day comfort
- Universal size accommodates most men and women



7" (17.8 cm) Elastic with Aluminum Stay

Ideal for carpal tunnel

- Internal aluminum stay gives added support to stabilize the wrist
- Comfortable elastic material provides consistent compression without retaining heat



8" (20.3 cm) Foam with Aluminum Stay

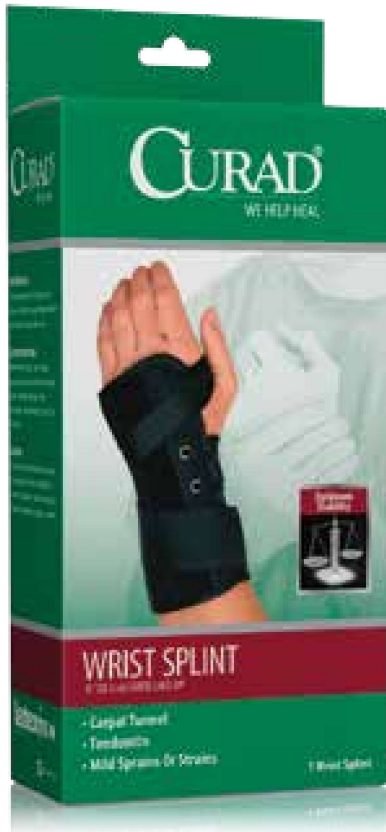
Extreme comfort for

- Slip-on design for
- Nylon-backed for
- Internal aluminum stay

Item Number	Size	Dimensions: Inch (cm) (Circ. at Wrist)	Pkg
6" (15.2 cm) Foam with Aluminum Stay Wrist Splint			
ORT19000RD	Universal, Right	4.5-10.5 (11.4-26.7)	4 bx/cs
ORT19000LD	Universal, Left	4.5-10.5 (11.4-26.7)	4 bx/cs

7" (17.8 cm) Elastic with Aluminum Stay Wrist Splint

Item Number	Size	Dimensions: Inch (cm) (Circ. at Wrist)
8" (20.3 cm) Foam with Aluminum Stay Wrist Splint		
ORT19400RXSD	Right, X-Small	4.5-5.5
ORT19400RSD	Right, Small	5.5-6.5
ORT19400RMD	Right, Medium	6.5-7.5



8" (20.3 cm) Suede Lace-Up

Optimum stability

- Lightweight aluminum stay positioned on the palm restricts movement
- Product features a single-pull lace closure for easy application



Wrist & Forearm Splint with Abducted Thumb

Easy application

- Easy-to-apply design with three forearm straps that secure for a high level of compression
- Ideal for immobilizing stable thumb fractures, sprains and joint dislocations

Thumb Bra

- Lightweight design immobilizes thumb and wrist for full use



Thumb Bra

Universal, comfortable

- Self-absorbent padding for all-day wear
- Compression for a custom fit
- Fits left or right hand
- Ideal support for tendonitis, De Quervain's disease, and gamekeeper's thumb

Item Number	Size	Dimensions: Inch (cm) (Circ. at Wrist)	Pkg	Item Number	Size
8" (20.3 cm) Suede Lace-up Wrist Splint				Wrist & Forearm Splint—with Abduc	
ORT19800RXSD	Right, X-Small	under 4.5 (11.4)	2 bx/cs	ORT18210RXSD	Right, X-Small

Therapy

Back Support

Provides support for lower back strain, lumbar sprains, and to help with lifting.

Universal

Compression for comfort

- Two 4-inch, side-pull elastic panels for 360 degrees of compression
- The low profile design fits comfortably and discreetly under clothing for all-day wear
- Six plastic stays prevent rolling
- Provides support to the lower back and abdominal muscles

Item Number	Size	Dimensions: Inch (cm) (Circ. of Waist)	Pkg
ORT22000D	Universal	33-48 (83.8-122)	4 bx/cs



Maternity Belt

Hernia Belt

With Compression Pads

Lightweight material for added comfort and b



Arm Slings

Ideal for hand, wrist, upper and lower arm injuries in adults and children

Universal

Breathable material

- Universal size designed with a wide, adjustable strap and foam pad for comfort
- Breathable polyester mesh allows air to circulate and reduces heat buildup
- Arm pocket folds inward for shorter arms

Item Number	Size	Dimensions
ORT11010D	Universal	19.33 x 10.16 x 10.16 cm

Pediatric Print with Shoulder Pad

Fun, colorful print

- Generous arm pocket accommodates larger arms
- Adjustable shoulder strap with foam pad

Item Number	Size	Dimensions
ORT11400XXSD	Infant	9.5 x 5.1 x 5.1 cm
ORT11400XSD	Toddler	10.75 x 5.1 x 5.1 cm
ORT11400SD	Child	12 x 5.1 x 5.1 cm



Cast and Bandage

Therapy

Ankle Stirrups

Support for ankle instability, weak or injured ankles, mild to moderate sprains or strains and after cast removal. Universal design fits either ankle. Foot strap adjusts to accommodate many widths



Air & Foam Splint

Conforms and supports

- A combination of air and foam bladders inflate and deflate for desired compression

Item Number	Size	Dimensions: Inch (cm)	Pkg
ORT27200D	Universal	10 (25.4)	4 bx/cs

Foam Padded Splint

Memory Foam Padded Splint

Optimally conforms and supports

- Luxurious memory foam bladders provide customizable support

Item Number	Size	Dimension
ORT27110D	Universal	10 (25.4)

Plantar Fasciitis Kit

Fit over the foot for relief of plantar fasciitis



Heel and Elbow Protector

Universal Knit Design

Dual purpose

- Latex-free, stretchable elastic material provides comfort and support for heels and elbows
- Built-in pad adds protection while allowing full range of motion
- Pull-over design for easy application
- Includes two heel and elbow protectors in each box

Item Number	Size	Dimensions: Inch (cm)	Pkg
MDT823340	Universal	One size fits most	4 b

Abdominal Binder

9" Height Premium 3-Panel Design

Used in hospitals

- Elastic material provides optimum support for weakened abdominal muscles following surgical procedures including Cesarean section
- Tri-panel design reduces rolling

Item Number	Size	Dimensions: Inch (cm) (Circ. of Waist)	Pkg
ORT21110SMD	Small/Medium	30-45 (76.2-114.3)	4 bx/cs
ORT21110LXLD	Large/X-Large	46-62 (116.8-157.5)	4 bx/cs



Therapy

Neoprene Knee Supports

- Support and compression for knee sprains and strains, symptoms of arthritis, knee contusions and instability
- Neoprene fabric has four-way stretch for optimal comfort and durability
- Retains heat while providing compressive support



Hinged with U-Shaped Support

Soft seam design to reduce irritation

- Covered hinges add comfort as they help stabilize the knee
- Removable U-shaped support may be positioned above, below or on either side of the knee cap for continual support
- Provides support for ACL/PCL ligament sprains, osteoarthritis, patella dislocations and knee instability



J-Shaped Support

Targeted relief

- Durable neoprene material provides consistency and comfort
- J-shaped support maintains proper alignment
- Adjustable compression straps provide individualized support
- Product features spiral stays that provide targeted relief for full range of motion
- Ideal support for lateral pressure syndrome and lateral dislocation of kneecaps

Item Number	Size	Dimensions: Inch (cm) (Circ. at Knee Cap)	Pkg
-------------	------	--	-----

Item Number	Size	Dimensions: Inch (cm)
-------------	------	-----------------------



Pull-Over

Four-way stretch material

- Knee is fully enclosed and supported by neoprene fabric

Item Number	Size	Dimensions: Inch (cm) (Circ. at Knee Cap)	Pkg
ORT23210SD	Small	13-14 (33-35.6)	4 bx/cs
ORT23210MD	Medium	14-16 (35.6-40.6)	4 bx/cs
ORT23210LD	Large	16-18 (40.6-45.7)	4 bx/cs
ORT23210XLD	X-Large	18-20 (45.7-50.8)	4 bx/cs
ORT232102XLD	2X-Large	20-22 (50.8-55.9)	2 bx/cs



Universal Neoprene Wrap-Around

Wrap-around style allows for a comfortable fit

- The opening at the back of the knee allows for flexibility during physical activity
- Ideal support for slight or moderate knee pain, patellar dislocations, patellar tendonitis, swelling, knee and patellar instability

Item Number	Size	Dimensions (Circ. at Knee Cap)
ORT23260D	Universal	12-21



Pull-Over with Open Patella

Helps relieve patella pressure

- Triple-reinforced open patella stitching for support and durability

Therapy

Elastic Knee Supports

Provides compression and support for conditions such as swelling, arthritis, sprains, strains and contusions. Preventive support for athletes.



Pull-Over

Helps control swelling

- Pull-over design for easy application
- Elastic material helps reduce swelling by increasing compression
- Preventative support for athletes

Item Number	Size	Dimensions: Inch (cm) (Circ. at Knee Cap)	Pkg
ORT23100SD	Small	14 - 16 (35.6 - 40.6)	4 bx/cs
ORT23100MD	Medium	16 - 18 (40.6 - 45.7)	4 bx/cs
ORT23100LD	Large	18 - 20 (45.7 - 50.8)	4 bx/cs
ORT23100XLD	X-Large	20 - 22 (50.8 - 55.9)	4 bx/cs
ORT231002XLD	2X-Large	22 - 24 (55.9 - 61)	2 bx/cs

Pull-Over with Cartilage Pads

Extra padding for optimum stability

- Plastic stays on both sides of the brace h providing side-to-side knee cap support
- Additional cushioning also helps stabilize

Item Number	Size	Dimensions (Circ. at Kne
ORT23110SD	Small	11 - 13 (2
ORT23110MD	Medium	13 - 15 (3
ORT23110LD	Large	15 - 16.5
ORT23110XLD	X-Large	16.5 - 18
ORT231102XLD	2X-Large	18 - 19.5

Patella Strap

Universal Patella Strap with Compression Pad



Wrist Supports and Wrist Band

Support and compression for weak or injured wrists.



Universal Neoprene Wrap-Around Wrist Support

Low profile

- Won't interfere with everyday activity
- Wrap-around application provides compression and allows for easy, one-handed adjustment
- Recommended for DeQuervain's tendonitis, gamekeeper's/skier's thumb and carpal tunnel syndrome

Item Number	Size	Dimensions: Inch (cm) (Circ. at Wrist)	Pkg
ORT19700D	Universal	4-11 (10.2-27.9)	4



Elastic Wrist Support

Easy application

- Latex-free elastic material provides compression to relieve discomfort for weak or injured wrists
- Pull-over design for easy application
- Ideal support for mild sprains and strains of the wrist

Item Number	Size	Dimensions: Inch (cm) (Circ. at Wrist)
ORT19600SD	Small	5-6
ORT19600MD	Medium	6-7
ORT19600LD	Large	7-8
ORT19600XLD	X-Large	8.5-9.5



Wrist Band

Therapy

Ankle Supports

A variety of styles for injuries or support following surgery.



Elastic Figure 8 Wrap

Simulates taping

- Latex-free elastic material provides lightweight support during physical activity
- Figure 8 design simulates taping for added stability and compression
- Adjustable hook-and-loop closure for a secure fit
- Fits right or left ankle
- Ideal support for swelling, tendonitis, mild sprains and strains and weak ankles

Item Number	Size	Dimensions: Inch (cm) (Circ. at Ankle*)	Pkg
ORT26120SD	Small	7 - 8.5 (17.8 - 21.6)	4 bx/cs
ORT26120MD	Medium	8.5 - 9.5 (21.6 - 24)	4 bx/cs
ORT26120LD	Large	9.5 - 11 (24 - 27.9)	4 bx/cs
ORT26120XLD	X-Large	11 - 12.5 (27.9 - 31.8)	4 bx/cs



Neoprene Pull-Over with Open Heel

Warmth and compression

- Retains heat for added comfort while providing support
- Open heel design allows for complete range of motion
- Fits right or left ankle
- Ideal support for mild sprains and strains

Item Number	Size	Dimensions: (Circ. at Ankle)
ORT26200SD	Small	8 - 9.5 (20.3 - 24.1)
ORT26200MD	Medium	9.5 - 11 (24.1 - 27.9)
ORT26200LD	Large	11 - 12.5 (27.9 - 31.8)
ORT26200XLD	X-Large	12.5 - 14.5 (31.8 - 36.8)
ORT262002XLD	2X-Large	14.5 - 16 (36.8 - 40.6)

*Measure circumference just above the ankle



Lace-Up Vinyl Brace

Strong support

- Metal eyelets provide stability to both sides



Lace-Up Figure 8 Brace

Strong support

- Low-profile design for a comfortable feel
- Plastic inserts on the medial and lateral sides provide added stability
- Fits right or left ankle
- Ideal for ankle instability, mild or moderate sprains, athletic activity, post-surgery ankle weakness and injury prevention

Item Number	Size	Shoe Size		Pkg
		Men's	Women's	
ORT27600SD	Small	6 - 7	7 - 9	4 bx/cs
ORT27600MD	Medium	8 - 10	10 - 11	4 bx/cs
ORT27600LD	Large	11+	12+	4 bx/cs



Elastic Pull-Over with Open Heel

Helps control swelling

- High-quality elastic provides uniform compression to comfortably reduce swelling during activity
- Constructed with an open heel design for more comfort inside a shoe
- Ideal support for weak or injured ankles

Item Number	Size	Dimensions
ORT26100SD	Small	7 - 8.5
ORT26100MD	Medium	8.5 - 11
ORT26100LD	Large	10 - 13
ORT26100XLD	X-Large	11.5 - 14.5
ORT261002XLD	2X-Large	13.5 - 16.5

* Circumference from base of heel around



Therapy

Elbow Supports

A variety of sizes are available in both elastic and neoprene fabric.



Neoprene Sleeve with Compression Strap

Targeted relief

- Slip-on style for easy application
- Neoprene material provides support and compression for the elbow
- Adjustable strap gives centralized support
- Fits right or left arm
- Ideal for tennis elbow, tendonitis, inflammation and mild sprains and strains

Item Number	Size	Dimensions: Inch (cm) (Circ. of the arm*)	Pkg
ORT17300SD	Small	7-9 (17.8-22.9)	4 bx/cs
ORT17300MD	Medium	9-10.5 (22.9-26.7)	4 bx/cs
ORT17300LD	Large	10.5-13.5 (26.7-34.3)	4 bx/cs
ORT17300XLD	X-Large	13.5-15 (34.3-38.1)	4 bx/cs

*Measure the circumference of the arm 3" (7.62 cm) below the center of the elbow

Elastic Pull-Over

Easy application

- Lightweight, latex-free elastic provides comfortable support for the elbow
- Pull-over design for easy, comfortable application
- Fits right or left arm. Ideal for symptoms of golfer's elbow and mild sprains and strains

Item Number	Size	Dimensions: (Circ. of the arm)
ORT17400SD	Small	8-9 (20.3-22.9)
ORT17400MD	Medium	9-10 (22.9-25.4)
ORT17400LD	Large	10-10.5 (25.4-26.7)
ORT17400XLD	X-Large	11.5-13 (29.2-33.0)

*Measure the circumference of the arm 3" (7.62 cm) below the center of the elbow



Tennis Elbow

Compression Support Strap

Non-Retail Packaged Soft Goods

Also available for your display.



Standard Short Leg Walker

Designed to help maintain a normal gait

- Low profile design minimizes the difference in height leg to help maintain a normal walking gait and balance
- Wide distance between the uprights accommodate extra dressings and swelling
- Nonskid rocker bottom sole for safety
- Fits left or right leg

Size	Short Leg Item Number	Ankle Item Number
X-Small	ORT28100XS	ORT28200XS
Small	ORT28100S	ORT28200S
Medium	ORT28100M	ORT28200M
Large	ORT28100L	ORT28200L
X-Large	ORT28100SXL	ORT28200XL



Deluxe Pneumatic Walker

Deluxe Pneumatic Short Leg and Ankle to pump air into the walker for desired

- Pneumatic system increases stability, reduces pain and swelling
- Air is easily adjusted to achieve desired pressure
- Low profile design minimizes the difference in height leg to help maintain a normal walking gait
- Nonskid rocker bottom sole for safety
- Accommodates swelling patterns that change during the rehabilitation process
- Fits left or right leg

Size	Short Leg Item Number
X-Small	ORT28610XS
Small	ORT28610S
Medium	ORT28610M
Large	ORT28610L
X-Large	ORT28610XL



Therapy

Support Devices for the Back

Almost everyone will experience back pain at some point in their lives. The pain can vary from mild to severe. It can be acute or chronic. Most back pain is the result of trauma or a disorder such as arthritis. Pain from trauma may be caused by a sports or work-related injury.

However it happens, back pain can make everyday activities difficult. Symptoms may range from a muscle ache to shooting or stabbing pain, limited flexibility and range of motion, or even an inability to stand straight.

Back braces can help. They support some of the load off the lower back and improve posture. Back braces are used for conditions such as lumbar muscle weakness and strains, pulled muscles, degenerative herniated discs. Surgeons also recommend them for support and stabilization following



Back Support with Suspenders

Aids in safe lifting

- Outer elastic panels provide adjustable compression
- Four internal stays prevent belt from rolling while providing additional lower back and abdominal support



Back Support with Dual-Pulley System

Low-profile design

- Support hides comfortably under clothing
- Metal stays provide added support for the lower back
- Dual-pulley system allows for a proper fit

Spine Brace Lumbar Orthosis

- Provides a powerful, dynamic approach to abdominal compression
- Easy to adjust with one hand for standing, sitting, walking or driving

Item Number	Size	Waist Range: Inch (cm)	Posterior Ht. Inch (cm)	Anterior Ht. Inch (cm)
ORTSP-S03	S	25-30 (63.5-76.2)	7.5 (17.15)	4.75 (12.07)
ORTSP-M03	M	30-35 (76.2-88.9)	8 (20.32)	5.5 (13.97)
ORTSP-L03	L	35-40 (88.9-101.6)	8.5 (21.59)	6 (15.24)
ORTSP-XL03	XL	40-45 (101.6-114.3)	9 (22.86)	6.875 (17.46)
ORTSP-XXL03	XXL	45-50 (114.3-127)	9.5 (24.13)	7.75 (19.69)
ORTSP-XXXL03	XXXL	56-68 (142.24-172.72)	10 (25.4)	9 (22.86)

No Code



Spine Brace Flex Power Plus Lumbar Orthosis

- New ergo-dynamic panels and SPINE brace that comfortably contour and conform to individual body structure
- Flexible pulley system provides powerful, smooth and easily-controlled compression

Item Number	Size	Waist Range: Inch (cm)	Posterior Ht. Inch (cm)	Anterior Ht. Inch (cm)
ORTESFPNB1	S	25-30 (63.5-76.2)	9 (22.9)	7.5 (19.1)
ORTESFPNB2	M	30-35 (76.2-88.9)	9 (22.9)	7.5 (19.1)
ORTESFPNB3	L	35-40 (88.9-101.6)	9 (22.9)	8.75 (22.2)
ORTESFPNB4	XL	40-45 (101.6-114.3)	9 (22.9)	8.75 (22.2)
RTESFPNB5	XXL	45-50 (114.3-127)	9 (22.9)	9.25 (23.5)
ORTESFPNB6	XXXL	56-68 (142.24-172.72)	9 (22.9)	9.25 (23.5)

Code L0627 Approved



Single-Pull Lo Lumbar Orthosis

- Practical and easy-to-fit; adapts perfectly to the body
- Breathable and non-allergenic, 100% cotton
- Consists of 3 separate pieces: A corset fitted with 8 flexible steel stays, a covered lumbar thermoplastic panel and an abdominal thermoplastic panel


Item Number	Size	Waist Range: Inch (cm)	Posterior Ht. Inch (cm)	Anterior Ht. Inch (cm)
ORT59400S	S	24-31.5 (60.96-80.01)	9.25 (23.5)	5.75 (14.6)
ORT59400M	M	29.5-35.5 (74.93-90.17)	9.25 (23.5)	5.75 (14.6)
ORT59400L	L	33.5-43.5 (85.09-110.49)	9.25 (23.5)	5.75 (14.6)
ORT59400XL	XL	41.5-47 (105.41-119.38)	9.25 (23.5)	5.75 (14.6)
ORT594002XL	XXL	47-55 (119.38-139.7)	9.25 (23.5)	5.75 (14.6)



Therapy

Eating and Drinking

- Dishwasher and autoclave safe



Dinnerware

Plates with an inside lip, wall or suction cups help push food onto the utensil and reduce the amount of spillage. Dishwasher, autoclave and microwave safe. Available in sandstone (shown), clear, light blue and red.

Item Number	Description	Color
Dinner Plates and Cups		
MDSF1120C	Nosey Cup	Clear
MDSF1120B	Nosey Cup	Light Blue
MDSF1120S	Nosey Cup	Sandstone
MDS745290001	Round-Up Plate	Sandstone
MDSF1300	Inner Lip Plate	Red
MDSF1210S	Inner Lip Plate	Sandstone
MDS745310004	Inner Lip Plate	Redware
MDS745270004	Partitioned Scooped Dish With Lid	Red
MDS745270000	Plate, Partitioned Scoop	Sandstone
Not Pictured		
MDS745310051	Replacement Suction Cups	
MDS745371004	Scooper Plate with Non Skid Base	Red
MDS745371000	Scooper Plate with Non Skid Base	Sandstone
MDS745040003	Skidtrol Bowl	Sandstone
Food Bumpers		
MDSF1410	Food Bumpers	Natural
MDSF1420	Food Bumpers	White



Food Bumpers

Transforms the side wall that helps prevent spillage in getting food onto the utensil. Extremely practical for those with limited coordination.



Arthro Thumbs-U

The ergonomic design, with leverage, aids in raising the hand without wrist motion caused by tremors. Ideal for those with decreased grip strength, hand deformities, or to rest the wrist in a neutral position.





Convalescent Vacuum Feeding Cup

Specially designed cups eliminate the need to raise the head while drinking and enable a person to drink even while lying down.



Scooper Bowl and Plate with Suction Cup Base

High rim and reverse curve on one side aid in scooping food onto a utensil without spilling over the side. Suction cup base prevents skidding.

Item Number	Description
MDSF1110	Flo-Tro
MDS745350012	Scooper
MDS745340000	Scooper

Redware

Why Red Tableware? The human eye has more receptors in the retina to see red than any other color.

People who have Alzheimer's disease experience impairments not only in their cognitive abilities but also in their physiological status. Almost 40% of Alzheimer's patients experience significant weight loss¹. A Boston University study suggests that this significant weight loss is due, in part, to the loss of the ability to distinguish contrast between colors. People with Alzheimer's are not able to distinguish light-colored food and drink when served in typically light-colored tableware. When using tableware that offered a high contrast to the food and drink (i.e., bright red), researchers noticed that the participants in the study increased their food intake by 24% and liquid



De
Ta
Incl
dist
drin
and

B

Therapy

Personal Care Aids

ADLs are useful for people who have limited mobility or suffer from the inability to twist or bend. These personal care aids help the user maintain their dignity and independence.

Hygiene/Grooming

Aids for people needing a little help with day-to-day bathroom needs.



MDSB1100



MDSB1215

MDSL1600

Item Number	Description
Cleansing Aids	
MDSB1110	Easy Shampoo Basin
MDSB1100	Shampoo Tray, Inflatable, Crescent Shaped
<i>Not Pictured</i>	
MDS754350050	Easy Out Tube Squeezer

Item Number	Description
Personal Care Aids	
MDSL1600	Lotion Applicator
MDSB1215	Swiveling Back Scrub
MDSL1200	Self Wipe
<i>Not Pictured</i>	
MDSL1610	Refill Pads for Loti

Dressing

Assists a person in putting on socks, shirts and jackets, pulling up slacks or skirts or removing socks. Essential for anyone who has difficulty bending, limited range of motion or the use of only one arm or hand. Ideal for anyone who has difficulty manipulating buttons or zippers due to arthritis or limited fine motor control.



MDSD1100



MDSD1330

MDSD1210



Household



Leg Loop™ Leg Lift

Foot loop stays open making it easier to position over foot, then closes when strap is pulled. Assists people with limited lower extremity strength to lift the leg and foot onto a wheelchair footrest, bed, into a car, etc. Rigid middle section allows for easy maneuverability. 36" (91.4 cm) in length.




Stick-to-Stand System

Measuring stick ensures that adjustable furniture (beds, chairs, commodes, etc.) is set at the correct height reducing the risk of falls. The Stick-to-Stand System enables you to correctly measure a person's lower leg length and then, without having to do any math, determine the correct furniture height for the individual by simply following the color coded lines on the stick.



Bed Assist Bar

Built to last, featuring a soft grip for comfort, pocket for handy storage and full length legs and straps for added safety. Sturdily constructed bar offers quick and easy tool-free assembly.



Big Lamp Switch

Big three-spoked knob creates more leverage and enables a person to turn lamp switches on and off with greater ease.



Swivel Knob

Removes
Slip re



Medline Ultra Reacher

Product is specially designed allowing the use of all four fingers for strength. Plus, non-slip rubber jaws latch onto items more than 14 oz with a reach of 3



Door Knob Extender

Converts a doorknob into a door lever providing extra leverage, making it easier

Item Number	Description
Household Items	
MDS86031RCE	Medline Ultra Reacher
MDSF70417	Leg Loop™ Leg Lift
MDS6800BA	Bed Assist Bar
MDSH76447	Bed Restraint
MDS754140111	Big Lamp Switch
MDSSWIVELW	Swivel Knob



At the all-new
Medline University





Better Products, Better Outcomes

MEDLINE

See Green for Safety

Decrease cross-contamination and infection risks during surgery with SensiCare® Green and Triumph® Green undergloves.

[Learn More](#) →



Featured Products

TheraHoney® Wound Dressings

Try new TheraHoney HD



FitRight® Pink Protective Underwear

Feel confident, feel beautiful



BioMask™ Antiviral Face Mask

Inactivates influenza viruses



Remedy® Skin Care

Complete nutrition for your skin



Excel Translator™

Rollator and transport chair



Healthcare Quilts

Built to last twice as long



Featured Solutions



Falls Management

Medline's comprehensive solution includes evidence-based education and resources to help you assess and comply with industry standards.



EMPOWER Packaging

Improve the efficiency of your supply chain with this intuitive packaging solution.



“My goal is to bring the best possible service to my customers — keeping them profitable and helping them grow.”

Kate M., Medline Sales Representative



Medline Industries, Inc.